



Southeast Florida Governmental Purchasing
Cooperative Group

CONTRACT AWARD

Please complete each of the applicable boxes and submit with bid documents, award notices and tabulations to rwhitcomb@greenacresfl.gov for placement on the NIGP SEFL website Cooperative contract page.

PAGE 1 OF 2

BID/RFP No. 2022-006

Description/Title: Aggregates, Top Soils and Sand

Initial Contract Term: Start Date: 11/15/2022 End Date: 11/14/2023

Renewal Terms of the Contract: 2 (No. of Renewals) Renewal Options for 1 year (Period of Time)

Renewal No. 1 Start Date: 11/15/2023 End Date: 11/14/2024

Renewal No. 2 Start Date: 11/15/2024 End Date: 11/14/2025

Renewal No. Start Date: End Date:

Renewal No. Start Date: End Date:

SECTION #1 VENDOR AWARD

Vendor Name: Austin Tupler Trucking, Inc.

Vendor Address: 6570 SW 47th Court Davie, FL 33314

Contact: Glen D. Tupler

Phone: 954-583-0801 Fax: 954-583-0844

Cell/Pager: Email Address: tupler@bellsouth.net

Website: FEIN: 59-1426412

VENDOR AWARD

Vendor Name: Florida Superior Sand, Inc.

Vendor Address: 6801 Lake Worth Rd Suite 124 Greenacres, FL 33467

Contact: Marion A. Jefferson

Phone: 800-741-8258 Fax: 561-969-3114

Cell/Pager: Email Address: fss5901@aol.com

Website: FEIN: 65-0085242

VENDOR AWARD

Vendor Name: True Hall Transport, LLC
 Vendor Address: 255 NE 3rd Drive Homestead, FL 33030
 Contact: Kevin Perez
 Phone: 786-610-0330 Fax: _____
 Cell/Pager: _____ Email Address: kevin@truehaul.net
 Website: truehall.net FEIN: 82-076-5180

VENDOR AWARD

Vendor Name: Green Dream International, LLC
 Vendor Address: 32 W 8th St Suite 607 Erie, PA 16501
 Contact: Pierre Giroux
 Phone: 469-706-9097 Ext.107 Fax: 202-204-8444
 Cell/Pager: _____ Email Address: info@gdicompany.org
 Website: greendreammgr.com FEIN: 46-0522758

SECTION #2

AWARD/BACKGROUND INFORMATION

Award Date: 08/31/2022 Resolution/Agenda Item No.: 22-072
 Insurance Required: Yes 08/31/2022 No _____
 Performance Bond Required: Yes _____ No _____

SECTION #3

LEAD AGENCY

Agency Name: City of Margate
 Agency Address: 5790 Margate Blvd Margate, FL 33063
 Agency Contact: Wylene Sprouse Email purchase@margatefl.com
 Telephone: 954-935-5346 Fax: 954-935-5258

Mayor
Anthony N. Caggiano

Vice Mayor
Tommy Ruzzano

Commissioners
Antonio V. Arserio
Arlene R. Schwartz
Joanne Simone



City Manager
Cale Curtis

Interim City Attorney
Weiss Serota Helfman
Cole & Bierman

City Clerk
Jennifer M. Johnson

City of Margate, Florida

September 26, 2023

Austin Tupler Trucking, Inc.
Attn: Glen Tupler, President
6570 S.W. 47th Court
Davie, FL 33314

SUBJECT: Aggregates, Top Soils, and Sand, Co-Op Contract
RFP No. 2022-006, Contract Renewal Option

Dear Mr. Tupler:

The contract term for Bid No. 2022-006 expires on November 14, 2023. The City of Margate is offering a one (1) year renewal option effective November 15, 2023 through November 14, 2024. All terms, conditions, and specifications of the contract shall remain as awarded in the BID documents. After this contract renewal, there will be one (1) additional one (1) year renewal option available.

Please sign below to confirm your agreement to renew the contract for an additional one (1) year term, and email a copy to the Purchasing Division, at Purchase@margatefl.com. The signed original of the letter must be mailed or delivered to the Purchasing Division at the address listed below.


I can be reached at (954) 935-5346 should you have any questions or concerns.

Sincerely,

Cale Curtis

Cale Curtis
City Manager

I hereby agree to a one (1) year extension of the subject BID at the same terms and conditions.

 _____ Signature	<u>Glen Tupler</u> _____ Printed Name	<u>President</u> _____ Title
<u>Austin Tupler Trucking Inc.</u> _____ Company Name		<u>09/27/23</u> _____ Date

cc: BID #2022-006

Mayor
Anthony N. Caggiano



City Manager
Cate Curtis

Vice Mayor
Tommy Ruzzano

Interim City Attorney
Weiss Serota Helfman
Cole & Bierman

Commissioners
Antonio V. Arserio
Arlene R. Schwartz
Joanne Simone

City Clerk
Jennifer M. Johnson

City of Margate, Florida

November 1, 2023

Florida Superior Sand, Inc.
Attn: Marion A. Jefferson, President
6801 Lake Worth Rd, Ste 124
Greenacres, FL 33467

SUBJECT: Aggregates, Top Soils, and Sand, Co-Op Contract
RFP No. 2022-006, Contract Renewal Option

Dear Ms. Jefferson:

The contract term for Bid No. 2022-006 expires on November 14, 2023. The City of Margate has received your notification that you will only be able to extend your firm's contract pricing until December 31, 2023. The contract will be extended until December 31, 2023, at that time the portion of the contract awarded to your firm will expire. All terms, conditions, and specifications of the contract shall remain as awarded in the BID documents.

Please sign below to confirm your agreement to this extension and email a copy to the Purchasing Division, at Purchase@margatefl.com. The signed original of the letter must be mailed or delivered to the Purchasing Division at the address listed below.

I can be reached at (954) 935-5346 should you have any questions or concerns.

Sincerely,

Cate Curtis
City Manager

I hereby agree to extend the contract until December 31, 2023 of the subject BID at the same terms and conditions.

Signature

Marion A. Jefferson Secretary/Treas.

Printed Name

Title

Florida Superior Sand Inc.

Company Name

11/6/2023

Date

cc: BID #2022-006

Mayor
Anthony N. Caggiano

Vice Mayor
Tommy Ruzzano

Commissioners
Antonio V. Arserio
Arlene R. Schwartz
Joanne Simone



City Manager
Cale Curtis

Interim City Attorney
Weiss Serota Helfman
Cole & Bierman

City Clerk
Jennifer M. Johnson

City of Margate, Florida

September 26, 2023

Green Dream International LLC
Attn: Varand Vartanian, President
32 W. 8th St. Suite 607
Erie, PA 16501

SUBJECT: Aggregates, Top Soils, and Sand, Co-Op Contract
RFP No. 2022-006, Contract Renewal Option

Dear Vartanian:

The contract term for Bid No. 2022-006 expires on November 14, 2023. The City of Margate is offering a one (1) year renewal option effective November 15, 2023 through November 14, 2024. All terms, conditions, and specifications of the contract shall remain as awarded in the BID documents. After this contract renewal, there will be one (1) additional one (1) year renewal option available.

Please sign below to confirm your agreement to renew the contract for an additional one (1) year term, and email a copy to the Purchasing Division, at Purchase@margatefl.com. The signed original of the letter must be mailed or delivered to the Purchasing Division at the address listed below.


I can be reached at (954) 935-5346 should you have any questions or concerns.

Sincerely,

Cale Curtis

Cale Curtis
City Manager

I hereby agree to a one (1) year extension of the subject BID at the same terms and conditions.

 _____ Signature	Bushra Mubarak _____ Printed Name	Treasurer _____ Title
Green Dream International LLC _____ Company Name		10/30/2023 _____ Date

cc: BID #2022-006

Mayor
Anthony N. Caggiano

Vice Mayor
Tommy Ruzzano

Commissioners
Antonio V. Arserio
Arlene R. Schwartz
Joanne Simone



City Manager
Cale Curtis

Interim City Attorney
Weiss Serota Helfman
Cole & Bierman

City Clerk
Jennifer M. Johnson

City of Margate, Florida

November 1, 2023

True Haul, LLC
Attn: Rey Garcia, Vice President of Sales
255 NE 3rd Drive
Homestead, FL 33030

SUBJECT: Aggregates, Top Soils, and Sand, Co-Op Contract
RFP No. 2022-006, Contract Renewal Option

Dear Mr. Garcia:

The contract term for Bid No. 2022-006 expires on November 14, 2023. The City of Margate is offering a one (1) year renewal option effective November 15, 2023 through November 14, 2024. All terms, conditions, and specifications of the contract shall remain as awarded in the BID documents. After this contract renewal, there will be one (1) additional one (1) year renewal option available.

This letter confirms the City of Margate accepts the price increases offered for the period of this renewal option. This is in accordance with Section 51.3 of the General Conditions of the Bid.

Please sign below to confirm your agreement to renew the contract for an additional one (1) year term, and email a copy to the Purchasing Division, at Purchase@margatefl.com. The signed original of the letter must be mailed or delivered to the Purchasing Division at the address listed below.

I can be reached at (954) 935-5346 should you have any questions or concerns.

Sincerely,

Cale Curtis
City Manager

I hereby agree to a one (1) year extension of the subject BID at the same terms and conditions.

Rey Garcia
Signature

Rey Garcia
Printed Name

VP
Title

True Haul
Company Name

11-08-2023
Date

cc: BID #2022-006

Southeast Florida Governmental Purchasing Cooperative

Bid Tabulation Sheet

Bid #2022-006

AGGREGATES, TOP SOILS AND SAND

Group	Item Description	Annual Quantity	Price Per	Austin Tupler Trucking, Inc.		Florida Superior Sand, Inc.		True Haul, LLC		Green Dream International		
				Unit Price	Total Price	Unit Price	Total Price	Unit Price	Total Price	Unit Price	Total Price	
Group 1A - Aggregates												
1.	Road Rock - Crushed Limerock	1,016	Tons	\$ 29.65	\$ 30,124.40	n/b	\$ -	\$ 28.15	\$ 28,600.40	\$ 37.86	\$ 38,465.76	
	*Charge for double crush, if requested			\$ 1.50		n/a	\$ -	n/a	\$ -	n/a	\$ -	
2.	Three-quarter inch Wash Rock	800	Tons	\$ 39.40	\$ 31,520.00	n/b	\$ -	\$ 37.90	\$ 30,320.00	\$ 90.00	\$ 72,000.00	
3.	Fill as per Attached Special Specifications	600	Tons	\$ 24.90	\$ 14,940.00	n/b	\$ -	\$ 25.65	\$ 15,390.00	\$ 33.06	\$ 19,836.00	
4.	Stablizer Material	20	Tons	\$ 26.90	\$ 538.00	n/b	\$ -	\$ 28.15	\$ 563.00	\$ 37.86	\$ 757.20	
5.	Concrete Screenings	20	Tons	\$ 38.70	\$ 774.00	n/b	\$ -	\$ 37.90	\$ 758.00	\$ 47.16	\$ 943.20	
6.	Crushed Limerock 70%	100	Tons	\$ 29.65	\$ 2,965.00	n/b	\$ -	\$ 28.15	\$ 2,815.00	\$ 37.86	\$ 3,786.00	
7.	Pea Rock	320	Tons	\$ 39.40	\$ 12,608.00	n/b	\$ -	\$ 37.90	\$ 12,128.00	\$ 47.16	\$ 15,091.20	
8.	Rice Rock	20	Tons	\$ 39.40	\$ 788.00	n/b	\$ -	\$ 37.90	\$ 758.00	\$ 47.16	\$ 943.20	
9.	#57 Rock	200	Tons	\$ 39.40	\$ 7,880.00	n/b	\$ -	\$ 37.90	\$ 7,580.00	\$ 47.16	\$ 9,432.00	
					\$ 102,137.40		\$ -		\$ 98,912.40		\$ 161,254.56	
Group 1B - Top Soils - Non- Sterile												
10.	Top Soil Mix 90/10	1	Tons	\$ 105.80	\$ 105.80	\$ 49.85	\$ 49.85	n/b	\$ -	n/b	\$ -	
11.	Top Soil Mix 80/20	20	Tons	\$ 114.78	\$ 2,295.60	\$ 57.35	\$ 1,147.00	\$ 42.00	\$ 840.00	n/b	\$ -	
12.	Top Soil Mix 70/30	450	Tons	\$ 89.41	\$ 40,234.50	\$ 47.60	\$ 21,420.00	\$ 42.00	\$ 18,900.00	n/b	\$ -	
13.	Top Soil Mix 50/50	50	Tons	\$ 41.00	\$ 2,050.00	n/b	\$ -	\$ 32.10	\$ 1,605.00	\$ 37.20	\$ 1,860.00	
14.	Top Soil Mix 100%	72	Tons	\$ 32.00	\$ 2,304.00	n/b	\$ -	\$ 24.10	\$ 1,771.20	\$ 30.60	\$ 2,203.20	
15.	Ortona Sand	30	Tons	\$ 60.70	\$ 1,821.00	\$ 37.00	\$ 1,110.00	\$ 45.35	\$ 1,360.50	n/b	\$ -	
16.	Florida Lawn Sand	60	Tons	\$ 60.70	\$ 3,642.00	n/b	\$ -	\$ 22.70	\$ 1,362.00	\$ 48.00	\$ 2,880.00	
17.	Mason Sand	100	Tons	\$ 59.75	\$ 5,975.00	\$ 35.20	\$ 3,520.00	\$ 59.60	\$ 5,960.00	n/b	\$ -	
18.	Trap Sand #70	632	Tons	\$ 61.75	\$ 39,026.00	\$ 37.00	\$ 23,384.00	\$ 46.60	\$ 29,451.20	n/b	\$ -	
					\$ 97,453.90		\$ 50,630.85		\$ 61,249.90		\$ 6,943.20	
Group 1C - Top Soils - Sterilized												
19.	Top Soil Material 90/10 Sterilized	20	Tons	n/b	\$ -	\$ 49.85	\$ 997.00	n/b	\$ -	n/b	\$ -	
20.	Top Soil Mix 80/20 sterilized	60	Tons	n/b	\$ -	\$ 57.35	\$ 3,441.00	n/b	\$ -	n/b	\$ -	
21.	Top Soil 70/30 sterilized	20	Tons	n/b	\$ -	\$ 64.85	\$ 1,297.00	n/b	\$ -	n/b	\$ -	
22.	Nursery Mix sterilized	20	Tons	n/b	\$ -	n/b	\$ -	n/b	\$ -	n/b	\$ -	
23.	Exotic Mix sterilized	20	Tons	n/b	\$ -	n/b	\$ -	n/b	\$ -	n/b	\$ -	
CODE:												
Yellow (Primary)					\$ -		\$ 5,735.00		\$ -		\$ -	
Green (Secondary)												
Non-Responsive- Changed UOM to Yards												
Total Zone 1					\$ 199,591.30		\$ 56,365.85		\$ 160,162.30		\$ 168,197.76	

Zone 1 Includes: Coconut Creek, Coral Springs, Margate and Tamarac

Southeast Florida Governmental Purchasing Cooperative

Bid Tabulation Sheet

Bid #2022-006

AGGREGATES, TOP SOILS AND SAND

Group 2A - Aggregates	Estimated Annual Quantity	Price Per	Austin Tupler Trucking, Inc.		Florida Superior Sand, Inc.		True Haul, LLC		Green Dream International	
			Unit Price	Total Price	Unit Price	Total Price	Unit Price	Total Price	Unit Price	Total Price
24 . Road Rock - Crushed Limerock	600	Tons	\$ 30.65	\$ 18,390.00	n/b	\$ -	\$ 28.45	\$ 17,070.00	\$ 43.86	\$ 26,316.00
*Charge for double crush, if requested			\$ 1.50		n/a		n/a		n/a	\$ -
25 . Three-quarter inch Wash Rock	20	Tons	\$ 40.40	\$ 808.00	n/b	\$ -	\$ 38.20	\$ 764.00	\$ 96.00	\$ 1,920.00
26 . Fill as per Attached Special Specifications	20	Tons	\$ 25.90	\$ 518.00	n/b	\$ -	\$ 26.25	\$ 525.00	\$ 39.06	\$ 781.20
27 . Stabilizer Material	20	Tons	\$ 27.90	\$ 558.00	n/b	\$ -	\$ 28.75	\$ 575.00	\$ 43.86	\$ 877.20
28 . Concrete Screenings	1	Tons	\$ 39.70	\$ 39.70	n/b	\$ -	\$ 38.20	\$ 38.20	\$ 53.16	\$ 53.16
29 . Crushed Limerock 70%	20	Tons	\$ 30.65	\$ 613.00	n/b	\$ -	\$ 28.45	\$ 569.00	\$ 43.86	\$ 877.20
30 . Pea Rock	10	Tons	\$ 40.40	\$ 404.00	n/b	\$ -	\$ 38.20	\$ 382.00	\$ 53.16	\$ 531.60
31 . Rice Rock	20	Tons	\$ 40.40	\$ 808.00	n/b	\$ -	\$ 38.20	\$ 764.00	\$ 53.16	\$ 1,063.20
32 . #57 Rock	100	Tons	\$ 40.40	\$ 4,040.00	n/b	\$ -	\$ 38.20	\$ 3,820.00	\$ 53.16	\$ 5,316.00
				\$ 26,178.70		\$ -		\$ 24,507.20		\$ 37,735.56
Group 2B - Top Soils - Non- Sterile										
33 . Top Soil Mix 90/10	10	Tons	\$ 110.30	\$ 1,103.00	\$ 50.85	\$ 508.50	n/b	\$ -	n/b	\$ -
34 . Top Soil Mix 80/20	10	Tons	\$ 119.28	\$ 1,192.80	\$ 58.35	\$ 583.50	\$ 42.60	\$ 426.00	n/b	\$ -
35 . Top Soil Mix 70/30	10	Tons	\$ 93.91	\$ 939.10	\$ 48.60	\$ 486.00	\$ 42.60	\$ 426.00	n/b	\$ -
36 . Top Soil Mix 50/50	50	Tons	\$ 42.00	\$ 2,100.00	n/b	\$ -	\$ 32.40	\$ 1,620.00	\$ 49.20	\$ 2,460.00
37 . Top Soil Mix 100%	10	Tons	\$ 33.00	\$ 330.00	n/b	\$ -	\$ 25.20	\$ 252.00	\$ 42.60	\$ 426.00
38 . Ortona Sand	50	Tons	\$ 60.70	\$ 3,035.00	\$ 38.00	\$ 1,900.00	\$ 45.95	\$ 2,297.50	n/b	\$ -
39 . Florida Lawn Sand	50	Tons	\$ 60.70	\$ 3,035.00	n/b	\$ -	\$ 23.30	\$ 1,165.00	\$ 60.00	\$ 3,000.00
40 . Mason Sand	20	Tons	\$ 59.75	\$ 1,195.00	\$ 36.20	\$ 724.00	\$ 60.20	\$ 1,204.00	n/b	\$ -
41 . Trap Sand #70	20	Tons	\$ 61.75	\$ 1,235.00	\$ 38.00	\$ 760.00	\$ 47.20	\$ 944.00	n/b	\$ -
				\$ 14,164.90		\$ 4,962.00		\$ 8,334.50		\$ 5,886.00
Group 2C - Top Soils - Sterilized										
42 . Top Soil Material 90/10 Sterilized	20	Tons	n/b	\$ -	\$ 50.85	\$ 1,017.00	n/b	\$ -	n/b	\$ -
43 . Top Soil Mix 80/20 sterilized	20	Tons	n/b	\$ -	\$ 58.35	\$ 1,167.00	n/b	\$ -	n/b	\$ -
44 . Top Soil 70/30 sterilized	20	Tons	n/b	\$ -	\$ 65.85	\$ 1,317.00	n/b	\$ -	n/b	\$ -
45 . Nursery Mix sterilized	20	Tons	n/b	\$ -	n/b	\$ -	n/b	\$ -	n/b	\$ -
46 . Exotic Mix sterilized	20	Tons	n/b	\$ -	n/b	\$ -	n/b	\$ -	n/b	\$ -
CODE:										
Yellow (Primary)				\$ -		\$ 3,501.00		\$ -		\$ -
Green (Secondary)										
Non-Responsive- Changed UOM to Yards										
Total Zone 2				\$ 40,343.60		\$ 8,463.00		\$ 32,841.70		\$ 43,621.56

Zone 2 Includes: Deerfield Beach and Pompano Beach

Southeast Florida Governmental Purchasing Cooperative

Bid Tabulation Sheet

Bid #2022-006

AGGREGATES, TOP SOILS AND SAND

<u>Group 3A - Aggregates</u>	<u>Estimated Annual Quantity</u>	<u>Price Per</u>	<u>Austin Tupler Trucking, Inc.</u>		<u>Florida Superior Sand, Inc.</u>		<u>True Haul, LLC</u>		<u>Green Dream International</u>	
			Unit Price	Total Price	Unit Price	Total Price	Unit Price	Total Price	Unit Price	Total Price
47 . Road Rock - Crushed Limerock <i>*Charge for double crush, if requested</i>	2,097	Tons	\$ 28.65	\$ 60,079.05	n/b	\$ -	\$ 27.25	\$ 57,143.25	\$ 28.26	\$ 59,261.22
			\$ 1.50		n/a	\$ -	n/a	\$ -	n/a	\$ -
48 . Three-quarter inch Wash Rock	427	Tons	\$ 38.40	\$ 16,396.80	n/b	\$ -	\$ 37.00	\$ 15,799.00	\$ 80.40	\$ 34,330.80
49 . Fill as per Attached Special Specifications	450	Tons	\$ 23.90	\$ 10,755.00	n/b	\$ -	\$ 24.75	\$ 11,137.50	\$ 23.46	\$ 10,557.00
50 . Stabilizer Material	100	Tons	\$ 25.90	\$ 2,590.00	n/b	\$ -	\$ 27.25	\$ 2,725.00	\$ 28.26	\$ 2,826.00
51 . Concrete Screenings	500	Tons	\$ 37.70	\$ 18,850.00	n/b	\$ -	\$ 37.00	\$ 18,500.00	\$ 37.56	\$ 18,780.00
52 . Crushed Limerock 70%	330	Tons	\$ 28.65	\$ 9,454.50	n/b	\$ -	\$ 27.25	\$ 8,992.50	\$ 28.26	\$ 9,325.80
53 . Pea Rock	594	Tons	\$ 38.40	\$ 22,809.60	n/b	\$ -	\$ 37.00	\$ 21,978.00	\$ 37.56	\$ 22,310.64
54 . Rice Rock	20	Tons	\$ 38.40	\$ 768.00	n/b	\$ -	\$ 37.00	\$ 740.00	\$ 37.56	\$ 751.20
55 . #57 Rock	570	Tons	\$ 38.40	\$ 21,888.00	n/b	\$ -	\$ 37.00	\$ 21,090.00	\$ 37.56	\$ 21,409.20
				\$ 163,590.95		\$ -		\$ 158,105.25		\$ 179,551.86
<u>Group 3B - Top Soils - Non- Sterile</u>										
56 . Top Soil Mix 90/10	20	Tons	\$ 113.80	\$ 2,276.00	\$ 49.85	\$ 997.00	n/b	\$ -	n/b	\$ -
57 . Top Soil Mix 80/20	570	Tons	\$ 122.78	\$ 69,984.60	\$ 57.35	\$ 32,689.50	\$ 40.80	\$ 23,256.00	n/b	\$ -
58 . Top Soil Mix 70/30	20	Tons	\$ 97.41	\$ 1,948.20	\$ 47.60	\$ 952.00	\$ 40.80	\$ 816.00	n/b	\$ -
59 . Top Soil Mix 50/50	60	Tons	\$ 40.00	\$ 2,400.00	n/b	\$ -	\$ 30.90	\$ 1,854.00	\$ 37.20	\$ 2,232.00
60 . Top Soil Mix 100%	240	Tons	\$ 31.00	\$ 7,440.00	n/b	\$ -	\$ 23.40	\$ 5,616.00	\$ 30.60	\$ 7,344.00
61 . Ortona Sand	20	Tons	\$ 60.70	\$ 1,214.00	\$ 37.00	\$ 740.00	\$ 33.95	\$ 679.00	n/b	\$ -
62 . Florida Lawn Sand	20	Tons	\$ 60.70	\$ 1,214.00	n/b	\$ -	\$ 21.80	\$ 436.00	\$ 48.00	\$ 960.00
63 . Mason Sand	20	Tons	\$ 59.75	\$ 1,195.00	\$ 35.20	\$ 704.00	\$ 48.20	\$ 964.00	n/b	\$ -
64 . Trap Sand #70	20	Tons	\$ 61.75	\$ 1,235.00	\$ 37.00	\$ 740.00	\$ 35.20	\$ 704.00	n/b	\$ -
				\$ 88,906.80		\$ 36,822.50		\$ 34,325.00		\$ 10,536.00
<u>Group 3C - Top Soils - Sterilized</u>										
65 . Top Soil Material 90/10 Sterilized	80	Tons	n/b	\$ -	\$ 49.85	\$ 3,988.00	n/b	\$ -	n/b	\$ -
66 . Top Soil Mix 80/20 sterilized	1,350	Tons	n/b	\$ -	\$ 57.35	\$ 77,422.50	n/b	\$ -	n/b	\$ -
67 . Top Soil 70/30 sterilized	80	Tons	n/b	\$ -	\$ 64.85	\$ 5,188.00	n/b	\$ -	n/b	\$ -
68 . Nursery Mix sterilized	30	Tons	n/b	\$ -	n/b	\$ -	n/b	\$ -	n/b	\$ -
69 . Exotic Mix sterilized	30	Tons	n/b	\$ -	n/b	\$ -	n/b	\$ -	n/b	\$ -
CODE:										
Yellow (Primary)				\$ -		\$ 86,598.50		\$ -		\$ -
Green (Secondary)										
Non-Responsive- Changed UOM to Yards										
Total Zone 3				\$ 252,497.75		\$ 123,421.00		\$ 192,430.25		\$ 190,087.86

Zone 3 Includes: Davie, Lauderdale, Plantation and Sunrise

Southeast Florida Governmental Purchasing Cooperative

Bid Tabulation Sheet

Bid #2022-006

AGGREGATES, TOP SOILS AND SAND

Group	Description	Quantity	Unit	Austin Tupler Trucking, Inc.		Florida Superior Sand, Inc.		True Haul, LLC		Green Dream International			
				Estimated Annual	Price	Unit Price	Total Price	Unit Price	Total Price	Unit Price	Total Price	Unit Price	Total Price
				Quantity	Per								
Group 4A - Aggregates													
70	Road Rock - Crushed Limerock <i>*Charge for double crush, if requested</i>	4,565	Tons	\$ 29.65	\$ 135,352.25	n/b	\$ -	\$ 27.55	\$ 125,765.75	\$ 28.26	\$ 129,006.90		
				\$ 1.50		n/a	\$ -	n/a	\$ -		\$ -		
71	Three-equarter inch Wash Rock	4,006	Tons	\$ 39.40	\$ 157,836.40	n/b	\$ -	\$ 37.30	\$ 149,423.80	\$ 80.40	\$ 322,082.40		
72	Fill as per Attached Special Specifications	6,560	Tons	\$ 24.90	\$ 163,344.00	n/b	\$ -	\$ 25.05	\$ 164,328.00	\$ 23.46	\$ 153,897.60		
73	Stablizer Material	20	Tons	\$ 26.90	\$ 538.00	n/b	\$ -	\$ 27.55	\$ 551.00	\$ 28.26	\$ 565.20		
74	Concrete Screenings	25	Tons	\$ 38.70	\$ 967.50	n/b	\$ -	\$ 37.30	\$ 932.50	\$ 37.56	\$ 939.00		
75	Crushed Limerock 70%	3,000	Tons	\$ 29.65	\$ 88,950.00	n/b	\$ -	\$ 27.55	\$ 82,650.00	\$ 28.26	\$ 84,780.00		
76	Pea Rock	20	Tons	\$ 39.40	\$ 788.00	n/b	\$ -	\$ 37.30	\$ 746.00	\$ 37.56	\$ 751.20		
77	Rice Rock	20	Tons	\$ 39.40	\$ 788.00	n/b	\$ -	\$ 37.30	\$ 746.00	\$ 37.56	\$ 751.20		
78	#57 Rock	60	Tons	\$ 39.40	\$ 2,364.00	n/b	\$ -	\$ 37.30	\$ 2,238.00	\$ 37.56	\$ 2,253.60		
					\$ 550,928.15		\$ -		\$ 527,381.05		\$ 695,027.10		
Group 4B - Top Soils - Non- Sterile													
79	Top Soil Mix 90/10	20	Tons	\$ 116.30	\$ 2,326.00	\$ 49.85	\$ 997.00	n/b	\$ -	n/b	\$ -		
80	Top Soil Mix 80/20	100	Tons	\$ 125.28	\$ 12,528.00	\$ 57.35	\$ 5,735.00	\$ 41.40	\$ 4,140.00	n/b	\$ -		
81	Top Soil Mix 70/30	120	Tons	\$ 99.91	\$ 11,989.20	\$ 47.60	\$ 5,712.00	\$ 41.40	\$ 4,968.00	n/b	\$ -		
82	Top Soil Mix 50/50	10	Tons	\$ 41.00	\$ 410.00	n/b	\$ -	\$ 31.50	\$ 315.00	\$ 37.20	\$ 372.00		
83	Top Soil Mix 100%	6,500	Tons	\$ 32.00	\$ 208,000.00	n/b	\$ -	\$ 24.00	\$ 156,000.00	\$ 30.60	\$ 198,900.00		
84	Ortona Sand	200	Tons	\$ 60.70	\$ 12,140.00	\$ 37.00	\$ 7,400.00	\$ 45.35	\$ 9,070.00	n/b	\$ -		
85	Florida Lawn Sand	7,510	Tons	\$ 60.70	\$ 455,857.00	n/b	\$ -	\$ 22.40	\$ 168,224.00	\$ 48.00	\$ 360,480.00		
86	Mason Sand	140	Tons	\$ 59.75	\$ 8,365.00	\$ 35.20	\$ 4,928.00	\$ 59.60	\$ 8,344.00	n/b	\$ -		
87	Trap Sand #70	120	Tons	\$ 61.75	\$ 7,410.00	\$ 37.00	\$ 4,440.00	\$ 46.60	\$ 5,592.00	n/b	\$ -		
					\$ 719,025.20		\$ 29,212.00		\$ 356,653.00		\$ 559,752.00		
Group 4C - Top Soils - Sterilized													
88	Top Soil Material 90/10 Sterilized	20	Tons	n/b	\$ -	\$ 49.85	\$ 997.00	n/b	\$ -	n/b	\$ -		
89	Top Soil Mix 80/20 sterilized	20	Tons	n/b	\$ -	\$ 57.35	\$ 1,147.00	n/b	\$ -	n/b	\$ -		
90	Top Soil 70/30 sterilized	100	Tons	n/b	\$ -	\$ 64.85	\$ 6,485.00	n/b	\$ -	n/b	\$ -		
91	Nursery Mix sterilized	10	Tons	n/b	\$ -	n/b	\$ -	n/b	\$ -	n/b	\$ -		
92	Exotic Mix sterilized	20	Tons	n/b	\$ -	n/b	\$ -	n/b	\$ -	n/b	\$ -		
CODE:													
Yellow (Primary)				\$	-	\$	8,629.00	\$	-	\$	-		
Green (Secondary)													
Non-Responsive- Changed UOM to Yards													
Total Zone 4				\$	1,269,953.35	\$	37,841.00	\$	884,034.05	\$	1,254,779.10		

Zone 4 Includes: Fort Lauderdale, Oakland Park and Wiltom Manors

Southeast Florida Governmental Purchasing Cooperative

Bid Tabulation Sheet

Bid #2022-006

AGGREGATES, TOP SOILS AND SAND

Group	Item Description	Quantity	Unit	Austin Tupler Trucking, Inc.		Florida Superior Sand, Inc.		True Haul, LLC		Green Dream International			
				Estimated Annual	Price	Unit Price	Total Price	Unit Price	Total Price	Unit Price	Total Price	Unit Price	Total Price
				Quantity	Per								
Group 5A - Aggregates	93 . Road Rock - Crushed Limerock	100	Tons	\$ 29.65	\$ 2,965.00	n/b	\$ -	\$ 26.65	\$ 2,665.00	\$ 25.86	\$ 2,586.00		
	*Charge for double crush, if requested			\$ 1.50		n/a		n/a		n/a			
	94 . Three-equarter inch Wash Rock	50	Tons	\$ 39.40	\$ 1,970.00	n/b	\$ -	\$ 36.40	\$ 1,820.00	\$ 78.00	\$ 3,900.00		
	95 . Fill as per Attached Special Specifications	20	Tons	\$ 24.90	\$ 498.00	n/b	\$ -	\$ 24.45	\$ 489.00	\$ 21.06	\$ 421.20		
	96 . Stabilizer Material	20	Tons	\$ 26.90	\$ 538.00	n/b	\$ -	\$ 26.95	\$ 539.00	\$ 25.86	\$ 517.20		
	97 . Concrete Screenings	200	Tons	\$ 38.70	\$ 7,740.00	n/b	\$ -	\$ 36.40	\$ 7,280.00	\$ 35.16	\$ 7,032.00		
	98 . Crushed Limerock 70%	25	Tons	\$ 29.65	\$ 741.25	n/b	\$ -	\$ 26.65	\$ 666.25	\$ 25.86	\$ 646.50		
	99 . Pea Rock	25	Tons	\$ 39.40	\$ 985.00	n/b	\$ -	\$ 36.40	\$ 910.00	\$ 35.16	\$ 879.00		
	100 . Rice Rock	20	Tons	\$ 39.40	\$ 788.00	n/b	\$ -	\$ 36.40	\$ 728.00	\$ 35.16	\$ 703.20		
	101 . #57 Rock	25	Tons	\$ 39.40	\$ 985.00	n/b	\$ -	\$ 36.40	\$ 910.00	\$ 35.16	\$ 879.00		
					\$ 17,210.25		\$ -		\$ 16,007.25		\$ 17,564.10		
Group 5B - Top Soils - Non- Sterile													
102 . Top Soil Mix 90/10	20	Tons	\$ 119.30	\$ 2,386.00	\$ 49.85	\$ 997.00	n/b	\$ -	n/b	\$ -			
103 . Top Soil Mix 80/20	300	Tons	\$ 128.28	\$ 38,484.00	\$ 57.35	\$ 17,205.00	\$ 40.50	\$ 12,150.00	n/b	\$ -			
104 . Top Soil Mix 70/30	300	Tons	\$ 102.91	\$ 30,873.00	\$ 47.60	\$ 14,280.00	\$ 40.50	\$ 12,150.00	n/b	\$ -			
105 . Top Soil Mix 50/50	20	Tons	\$ 41.00	\$ 820.00	n/b	\$ -	\$ 30.00	\$ 600.00	\$ 31.20	\$ 624.00			
106 . Top Soil Mix 100%	20	Tons	\$ 32.00	\$ 640.00	n/b	\$ -	\$ 23.10	\$ 462.00	\$ 24.60	\$ 492.00			
107 . Ortona Sand	20	Tons	\$ 60.70	\$ 1,214.00	\$ 37.00	\$ 740.00	\$ 33.95	\$ 679.00	n/b	\$ -			
108 . Florida Lawn Sand	50	Tons	\$ 60.70	\$ 3,035.00	n/b	\$ -	\$ 21.50	\$ 1,075.00	\$ 42.00	\$ 2,100.00			
109 . Mason Sand	20	Tons	\$ 59.75	\$ 1,195.00	\$ 35.20	\$ 704.00	\$ 48.20	\$ 964.00	n/b	\$ -			
110 . Trap Sand #70	120	Tons	\$ 61.75	\$ 7,410.00	\$ 37.00	\$ 4,440.00	\$ 35.20	\$ 4,224.00	n/b	\$ -			
				\$ 86,057.00		\$ 38,366.00		\$ 32,304.00		\$ 3,216.00			
Group 5C - Top Soils - Sterilized													
111 . Top Soil Material 90/10 Sterilized	100	Tons	n/b	\$ -	\$ 49.85	\$ 4,985.00	n/b	\$ -	n/b	\$ -			
112 . Top Soil Mix 80/20 sterilized	100	Tons	n/b	\$ -	\$ 57.35	\$ 5,735.00	n/b	\$ -	n/b	\$ -			
113 . Top Soil 70/30 sterilized	100	Tons	n/b	\$ -	\$ 64.85	\$ 6,485.00	n/b	\$ -	n/b	\$ -			
114 . Nursery Mix sterilized	20	Tons	n/b	\$ -	n/b	\$ -	n/b	\$ -	n/b	\$ -			
115 . Exotic Mix sterilized	20	Tons	n/b	\$ -	n/b	\$ -	n/b	\$ -	n/b	\$ -			
CODE:													
Yellow (Primary)				\$ -	\$ -	\$ 17,205.00		\$ -		\$ -			
Green (Secondary)													
Non-Responsive- Changed UOM to Yards													
Total Zone 5				\$ 103,267.25	\$ 55,571.00	\$ 48,311.25	\$ 20,780.10						

Zone 5 Includes: Cooper City and Miramar

Southeast Florida Governmental Purchasing Cooperative

Bid Tabulation Sheet

Bid #2022-006

AGGREGATES, TOP SOILS AND SAND

Group	Description	Quantity	Unit	Austin Tupler Trucking, Inc.		Florida Superior Sand, Inc.		True Haul, LLC		Green Dream International			
				Estimated Annual	Price	Unit Price	Total Price	Unit Price	Total Price	Unit Price	Total Price	Unit Price	Total Price
				Quantity	Per	Unit Price	Total Price	Unit Price	Total Price	Unit Price	Total Price	Unit Price	Total Price
Group 6A - Aggregates													
116	Road Rock - Crushed Limerock <i>*Charge for double crush, if requested</i>	1,430	Tons	\$ 30.65	\$ 43,829.50	n/b	\$ -	\$ 27.55	\$ 39,396.50	\$ 25.86	\$ 36,979.80		
				\$ 1.50		n/a	\$ -	n/a	\$ -	n/a	\$ -		
117	Three-quarter inch Wash Rock	375	Tons	\$ 40.40	\$ 15,150.00	n/b	\$ -	\$ 37.30	\$ 13,987.50	\$ 78.00	\$ 29,250.00		
118	Fill as per Attached Special Specifications	325	Tons	\$ 25.90	\$ 8,417.50	n/b	\$ -	\$ 25.05	\$ 8,141.25	\$ 21.06	\$ 6,844.50		
119	Stablizer Material	175	Tons	\$ 27.90	\$ 4,882.50	n/b	\$ -	\$ 27.55	\$ 4,821.25	\$ 25.86	\$ 4,525.50		
120	Concrete Screenings	150	Tons	\$ 39.70	\$ 5,955.00	n/b	\$ -	\$ 37.30	\$ 5,595.00	\$ 35.16	\$ 5,274.00		
121	Crushed Limerock 70%	325	Tons	\$ 30.65	\$ 9,961.25	n/b	\$ -	\$ 24.10	\$ 7,832.50	\$ 25.86	\$ 8,404.50		
122	Pea Rock	25	Tons	\$ 40.40	\$ 1,010.00	n/b	\$ -	\$ 37.30	\$ 932.50	\$ 35.16	\$ 879.00		
123	Rice Rock	20	Tons	\$ 40.40	\$ 808.00	n/b	\$ -	\$ 37.30	\$ 746.00	\$ 35.16	\$ 703.20		
124	#57 Rock	25	Tons	\$ 40.40	\$ 1,010.00	n/b	\$ -	\$ 37.30	\$ 932.50	\$ 35.16	\$ 879.00		
					\$ 91,023.75		\$ -		\$ 82,385.00		\$ 93,739.50		
Group 6B - Top Soils - Non- Sterile													
125	Top Soil Mix 90/10	150	Tons	\$ 124.55	\$ 18,682.50	\$ 49.85	\$ 7,477.50	n/b	\$ -	n/b	\$ -		
126	Top Soil Mix 80/20	131	Tons	\$ 133.53	\$ 17,492.43	\$ 57.35	\$ 7,512.85	\$ 41.40	\$ 5,423.40	n/b	\$ -		
127	Top Soil Mix 70/30	6	Tons	\$ 108.16	\$ 648.96	\$ 47.60	\$ 285.60	\$ 41.40	\$ 248.40	n/b	\$ -		
128	Top Soil Mix 50/50	156	Tons	\$ 42.00	\$ 6,552.00	n/b	\$ -	\$ 31.50	\$ 4,914.00	\$ 31.20	\$ 4,867.20		
129	Top Soil Mix 100%	150	Tons	\$ 33.00	\$ 4,950.00	n/b	\$ -	\$ 24.00	\$ 3,600.00	\$ 24.60	\$ 3,690.00		
130	Ortona Sand	500	Tons	\$ 60.70	\$ 30,350.00	\$ 37.00	\$ 18,500.00	\$ 45.35	\$ 22,675.00	n/b	\$ -		
131	Florida Lawn Sand	45	Tons	\$ 60.70	\$ 2,731.50	n/b	\$ -	\$ 22.40	\$ 1,008.00	\$ 42.00	\$ 1,890.00		
132	Mason Sand	20	Tons	\$ 59.75	\$ 1,195.00	\$ 35.20	\$ 704.00	\$ 59.60	\$ 1,192.00	n/b	\$ -		
133	Trap Sand #70	50	Tons	\$ 61.75	\$ 3,087.50	\$ 37.00	\$ 1,850.00	\$ 46.60	\$ 2,330.00	n/b	\$ -		
					\$ 85,689.89		\$ 36,329.95		\$ 41,390.80		\$ 10,447.20		
Group 6C - Top Soils - Sterilized													
134	Top Soil Material 90/10 Sterilized	275	Tons	n/b	\$ -	\$ 49.85	\$ 13,708.75	n/b	\$ -	n/b	\$ -		
135	Top Soil Mix 80/20 sterilized	256	Tons	n/b	\$ -	\$ 57.35	\$ 14,681.60	n/b	\$ -	n/b	\$ -		
136	Top Soil 70/30 sterilized	100	Tons	n/b	\$ -	\$ 64.85	\$ 6,485.00	n/b	\$ -	n/b	\$ -		
137	Nursery Mix sterilized	50	Tons	n/b	\$ -	n/b	\$ -	n/b	\$ -	n/b	\$ -		
138	Exotic Mix sterilized	50	Tons	n/b	\$ -	n/b	\$ -	n/b	\$ -	n/b	\$ -		
CODE:													
Yellow (Primary)				\$ -	\$ -	\$ -	\$ 34,875.35	\$ -	\$ -	\$ -	\$ -		
Green (Secondary)													
Non-Responsive- Changed UOM to Yards													
Total Zone 6				\$	\$ 176,713.64	\$	\$ 71,205.30	\$	\$ 123,775.80	\$	\$ 104,186.70		

Zone 6 Includes: Dania Beach, Hallandale Beach, and Hollywood

Southeast Florida Governmental Purchasing Cooperative

Bid Tabulation Sheet

Bid #2022-006

AGGREGATES, TOP SOILS AND SAND

Group	Item Description	Quantity	Unit	Austin Tupler Trucking, Inc.		Florida Superior Sand, Inc.		True Haul, LLC		Green Dream International		
				Price Per	Total Price	Unit Price	Total Price	Unit Price	Total Price	Unit Price	Total Price	
Group 7A - Aggregates												
139	Road Rock - Crushed Limerock	500	Tons	\$ 35.65	\$ 17,825.00	n/b	\$ -	\$ 26.95	\$ 13,475.00	\$ 25.86	\$ 12,930.00	
	*Charge for double crush, if requested			\$ 1.50		n/a		n/a		n/a		
140	Three-quarter inch Wash Rock	20	Tons	\$ 45.40	\$ 908.00	n/b	\$ -	\$ 36.70	\$ 734.00	\$ 78.00	\$ 1,560.00	
141	Fill as per Attached Special Specifications	20	Tons	\$ 30.90	\$ 618.00	n/b	\$ -	\$ 24.45	\$ 489.00	\$ 21.06	\$ 421.20	
142	Stablizer Material	20	Tons	\$ 32.90	\$ 658.00	n/b	\$ -	\$ 26.95	\$ 539.00	\$ 25.86	\$ 517.20	
143	Concrete Screenings	20	Tons	\$ 44.70	\$ 894.00	n/b	\$ -	\$ 36.70	\$ 734.00	\$ 35.16	\$ 703.20	
144	Crushed Limerock 70%	20	Tons	\$ 35.65	\$ 713.00	n/b	\$ -	\$ 26.95	\$ 539.00	\$ 25.86	\$ 517.20	
145	Pea Rock	20	Tons	\$ 45.40	\$ 908.00	n/b	\$ -	\$ 36.70	\$ 734.00	\$ 35.16	\$ 703.20	
146	Rice Rock	20	Tons	\$ 45.40	\$ 908.00	n/b	\$ -	\$ 36.70	\$ 734.00	\$ 35.16	\$ 703.20	
147	#57 Rock	500	Tons	\$ 45.40	\$ 22,700.00	n/b	\$ -	\$ 36.70	\$ 18,350.00	\$ 35.16	\$ 17,580.00	
					\$ 46,132.00		\$ -		\$ 36,328.00		\$ 35,635.20	
Group 7B - Top Soils - Non- Sterile												
148	Top Soil Mix 90/10	20	Tons	\$ 131.80	\$ 2,636.00	\$ 50.85	\$ 1,017.00	n/b	\$ -	n/b	\$ -	
149	Top Soil Mix 80/20	20	Tons	\$ 140.78	\$ 2,815.60	\$ 58.35	\$ 1,167.00	\$ 40.80	\$ 816.00	n/b	\$ -	
150	Top Soil Mix 70/30	20	Tons	\$ 115.41	\$ 2,308.20	\$ 48.60	\$ 972.00	\$ 40.80	\$ 816.00	n/b	\$ -	
151	Top Soil Mix 50/50	600	Tons	\$ 47.00	\$ 28,200.00	n/b	\$ -	\$ 30.00	\$ 18,000.00	\$ 25.20	\$ 15,120.00	
152	Top Soil Mix 100%	20	Tons	\$ 38.00	\$ 760.00	n/b	\$ -	\$ 23.40	\$ 468.00	\$ 18.60	\$ 372.00	
153	Ortona Sand	20	Tons	\$ 65.70	\$ 1,314.00	\$ 38.00	\$ 760.00	\$ 45.35	\$ 907.00	n/b	\$ -	
154	Florida Lawn Sand	20	Tons	\$ 65.70	\$ 1,314.00	n/b	\$ -	\$ 21.80	\$ 436.00	\$ 36.00	\$ 720.00	
155	Mason Sand	600	Tons	\$ 64.75	\$ 38,850.00	\$ 36.20	\$ 21,720.00	\$ 59.60	\$ 35,760.00	n/b	\$ -	
156	Trap Sand #70	20	Tons	\$ 66.75	\$ 1,335.00	\$ 38.00	\$ 760.00	\$ 46.60	\$ 932.00	n/b	\$ -	
					\$ 79,532.80		\$ 26,396.00		\$ 58,135.00		\$ 16,212.00	
Group 7C - Top Soils - Sterilized												
157	Top Soil Material 90/10 Sterilized	20	Tons	n/b	\$ -	\$ 50.85	\$ 1,017.00	n/b	\$ -	n/b	\$ -	
158	Top Soil Mix 80/20 sterilized	100	Tons	n/b	\$ -	\$ 58.35	\$ 5,835.00	n/b	\$ -	n/b	\$ -	
159	Top Soil 70/30 sterilized	20	Tons	n/b	\$ -	\$ 65.85	\$ 1,317.00	n/b	\$ -	n/b	\$ -	
160	Nursery Mix sterlized	20	Tons	n/b	\$ -	n/b	\$ -	n/b	\$ -	n/b	\$ -	
161	Exotic Mix sterilized	20	Tons	n/b	\$ -	n/b	\$ -	n/b	\$ -	n/b	\$ -	
CODE:												
	Yellow (Primary)			\$ -		\$ -	\$ 8,169.00	\$ -		\$ -		
	Green (Secondary)											
	Non-Responsive- Changed UOM to Yards											
	Total Zone 7				\$ 125,664.80		\$ 34,565.00		\$ 94,463.00		\$ 51,847.20	

Zone 7 Includes: North Miami Beach

Southeast Florida Governmental Purchasing Cooperative

Bid Tabulation Sheet

Bid #2022-006

AGGREGATES, TOP SOILS AND SAND

	<u>Estimated</u> <u>Annual</u> <u>Quantity</u>	<u>Price</u> <u>Per</u>	Austin Tupler Trucking, Inc.		Florida Superior Sand, Inc.		Tru Haul, LLC		Green Dream International	
			Unit Price	Total Price	Unit Price	Total Price	Unit Price	Total Price	Unit Price	Total Price
Group 8A - Aggregates										
162 . Road Rock - Crushed Limerock	419	Tons	\$ 40.65	\$ 17,032.35	n/b	\$ -	\$ 42.25	\$ 17,702.75	\$ 49.86	\$ 20,891.34
<i>*Charge for double crush, if requested</i>			\$ 1.50		n/b		n/a		n/a	\$ -
163 . Three-quarter inch Wash Rock	55	Tons	\$ 50.40	\$ 2,772.00	n/b	\$ -	\$ 52.00	\$ 2,860.00	\$ 102.00	\$ 5,610.00
164 . Fill as per Attached Special Specifications	100	Tons	\$ 35.90	\$ 3,590.00	n/b	\$ -	\$ 40.05	\$ 4,005.00	\$ 45.06	\$ 4,506.00
165 . Stabilizer Material	210	Tons	\$ 37.90	\$ 7,959.00	n/b	\$ -	\$ 42.55	\$ 8,935.50	\$ 49.86	\$ 10,470.60
166 . Concrete Screenings	20	Tons	\$ 49.70	\$ 994.00	n/b	\$ -	\$ 52.00	\$ 1,040.00	\$ 59.16	\$ 1,183.20
167 . Crushed Limerock 70%	70	Tons	\$ 40.65	\$ 2,845.50	n/b	\$ -	\$ 42.25	\$ 2,957.50	\$ 49.86	\$ 3,490.20
168 . Pea Rock	70	Tons	\$ 50.40	\$ 3,528.00	n/b	\$ -	\$ 52.00	\$ 3,640.00	\$ 59.16	\$ 4,141.20
169 . Rice Rock	20	Tons	\$ 50.40	\$ 1,008.00	n/b	\$ -	\$ 52.00	\$ 1,040.00	\$ 59.16	\$ 1,183.20
170 . #57 Rock	50	Tons	\$ 50.40	\$ 2,520.00	n/b	\$ -	\$ 52.00	\$ 2,600.00	\$ 59.16	\$ 2,958.00
				\$ 42,248.85		\$ -		\$ 44,780.75		\$ 54,433.74
Group 8B - Top Soils - Non- Sterile										
171 . Top Soil Mix 90/10	5	Tons	\$ 110.30	\$ 551.50	\$ 50.85	\$ 254.25	n/b	\$ -	n/b	\$ -
172 . Top Soil Mix 80/20	80	Tons	\$ 119.28	\$ 9,542.40	\$ 58.35	\$ 4,668.00	\$ 59.10	\$ 4,728.00	n/b	\$ -
173 . Top Soil Mix 70/30	102	Tons	\$ 93.91	\$ 9,578.82	\$ 48.60	\$ 4,957.20	\$ 59.10	\$ 6,028.20	n/b	\$ -
174 . Top Soil Mix 50/50	60	Tons	\$ 52.00	\$ 3,120.00	n/b	\$ -	\$ 49.20	\$ 2,952.00	\$ 61.20	\$ 3,672.00
175 . Top Soil Mix 100%	8	Tons	\$ 43.00	\$ 344.00	n/b	\$ -	\$ 41.70	\$ 333.60	\$ 54.60	\$ 436.80
176 . Ortona Sand	1,460	Tons	\$ 60.70	\$ 88,622.00	\$ 38.00	\$ 55,480.00	\$ 47.75	\$ 69,715.00	n/b	\$ -
177 . Florida Lawn Sand	65	Tons	\$ 60.70	\$ 3,945.50	n/b	\$ -	\$ 36.80	\$ 2,392.00	\$ 72.00	\$ 4,680.00
178 . Mason Sand	200	Tons	\$ 59.75	\$ 11,950.00	\$ 36.20	\$ 7,240.00	\$ 62.00	\$ 12,400.00	n/b	\$ -
179 . Trap Sand #70	1,325	Tons	\$ 61.75	\$ 81,818.75	\$ 38.00	\$ 50,350.00	\$ 49.00	\$ 64,925.00	n/b	\$ -
				\$ 209,472.97		\$ 122,949.45		\$ 163,473.80		\$ 8,788.80
Group 8C - Top Soils - Sterilized										
180 . Top Soil Material 90/10 Sterilized	25	Tons	n/b	\$ -	\$ 50.85	\$ 1,271.25	n/b	\$ -	n/b	\$ -
181 . Top Soil Mix 80/20 sterilized	50	Tons	n/b	\$ -	\$ 58.35	\$ 2,917.50	n/b	\$ -	n/b	\$ -
182 . Top Soil 70/30 sterilized	25	Tons	n/b	\$ -	\$ 65.85	\$ 1,646.25	n/b	\$ -	n/b	\$ -
183 . Nursery Mix sterilized	20	Tons	n/b	\$ -	n/b	\$ -	n/b	\$ -	n/b	\$ -
184 . Exotic Mix sterilized	20	Tons	n/b	\$ -	n/b	\$ -	n/b	\$ -	n/b	\$ -
CODE:										
Yellow (Primary)				\$ -		\$ 5,835.00		\$ -		\$ -
Green (Secondary)										
Non-Responsive- Changed UOM to Yards										
Total Zone 8				\$ 251,721.82		\$ 128,784.45		\$ 208,254.55		\$ 63,222.54

Zone 8 Includes: Boca Raton and Boynton Beach

Southeast Florida Governmental Purchasing Cooperative

Bid Tabulation Sheet

Bid #2022-006

AGGREGATES, TOP SOILS AND SAND

Group 1A - Aggregates	Estimated Annual Quantity	Price Per	Austin Tupler Trucking, Inc.		Florida Superior Sand, Inc.		True Haul, LLC		Green Dream International	
			Unit Price	Total Price	Unit Price	Total Price	Unit Price	Total Price	Unit Price	Total Price
1 . Road Rock - Crushed Limerock	1,016	Tons	\$ 29.65	\$ 30,124.40	n/b	\$ -	\$ 28.15	\$ 28,600.40	\$ 37.86	\$ 38,465.76
*Charge for double crush, if requested			\$ 1.50		n/a	\$ -	n/a	\$ -	n/a	\$ -
2 . Three-quarter inch Wash Rock	800	Tons	\$ 39.40	\$ 31,520.00	n/b	\$ -	\$ 37.90	\$ 30,320.00	\$ 90.00	\$ 72,000.00
3 . Fill as per Attached Special Specifications	600	Tons	\$ 24.90	\$ 14,940.00	n/b	\$ -	\$ 25.65	\$ 15,390.00	\$ 33.06	\$ 19,836.00
4 . Stabilizer Material	20	Tons	\$ 26.90	\$ 538.00	n/b	\$ -	\$ 28.15	\$ 563.00	\$ 37.86	\$ 757.20
5 . Concrete Screenings	20	Tons	\$ 38.70	\$ 774.00	n/b	\$ -	\$ 37.90	\$ 758.00	\$ 47.16	\$ 943.20
6 . Crushed Limerock 70%	100	Tons	\$ 29.65	\$ 2,965.00	n/b	\$ -	\$ 28.15	\$ 2,815.00	\$ 37.86	\$ 3,786.00
7 . Pea Rock	320	Tons	\$ 39.40	\$ 12,608.00	n/b	\$ -	\$ 37.90	\$ 12,128.00	\$ 47.16	\$ 15,091.20
8 . Rice Rock	20	Tons	\$ 39.40	\$ 788.00	n/b	\$ -	\$ 37.90	\$ 758.00	\$ 47.16	\$ 943.20
9 . #57 Rock	200	Tons	\$ 39.40	\$ 7,880.00	n/b	\$ -	\$ 37.90	\$ 7,580.00	\$ 47.16	\$ 9,432.00
				\$ 102,137.40		\$ -		\$ 98,912.40		\$ 161,254.56
Group 1B - Top Soils - Non- Sterile										
10 . Top Soil Mix 90/10	1	Tons	\$ 105.80	\$ 105.80	\$ 49.85	\$ 49.85	n/b	\$ -	n/b	\$ -
11 . Top Soil Mix 80/20	20	Tons	\$ 114.78	\$ 2,295.60	\$ 57.35	\$ 1,147.00	\$ 42.00	\$ 840.00	n/b	\$ -
12 . Top Soil Mix 70/30	450	Tons	\$ 89.41	\$ 40,234.50	\$ 47.60	\$ 21,420.00	\$ 42.00	\$ 18,900.00	n/b	\$ -
13 . Top Soil Mix 50/50	50	Tons	\$ 41.00	\$ 2,050.00	n/b	\$ -	\$ 32.10	\$ 1,605.00	\$ 37.20	\$ 1,860.00
14 . Top Soil Mix 100%	72	Tons	\$ 32.00	\$ 2,304.00	n/b	\$ -	\$ 24.60	\$ 1,771.20	\$ 30.60	\$ 2,203.20
15 . Ortona Sand	30	Tons	\$ 60.70	\$ 1,821.00	\$ 37.00	\$ 1,110.00	\$ 45.35	\$ 1,360.50	n/b	\$ -
16 . Florida Lawn Sand	60	Tons	\$ 60.70	\$ 3,642.00	n/b	\$ -	\$ 22.70	\$ 1,362.00	\$ 48.00	\$ 2,880.00
17 . Mason Sand	100	Tons	\$ 59.75	\$ 5,975.00	\$ 35.20	\$ 3,520.00	\$ 59.60	\$ 5,960.00	n/b	\$ -
18 . Trap Sand #70	632	Tons	\$ 61.75	\$ 39,026.00	\$ 37.00	\$ 23,384.00	\$ 46.60	\$ 29,451.20	n/b	\$ -
				\$ 97,453.90		\$ 50,630.85		\$ 61,249.90		\$ 6,943.20
Group 1C - Top Soils - Sterilized										
19 . Top Soil Material 90/10 Sterilized	20	Tons	n/b	\$ -	\$ 49.85	\$ 997.00	n/b	\$ -	n/b	\$ -
20 . Top Soil Mix 80/20 sterilized	60	Tons	n/b	\$ -	\$ 57.35	\$ 3,441.00	n/b	\$ -	n/b	\$ -
21 . Top Soil 70/30 sterilized	20	Tons	n/b	\$ -	\$ 64.85	\$ 1,297.00	n/b	\$ -	n/b	\$ -
22 . Nursery Mix sterilized	20	Tons	n/b	\$ -	n/b	\$ -	n/b	\$ -	n/b	\$ -
23 . Exotic Mix sterilized	20	Tons	n/b	\$ -	n/b	\$ -	n/b	\$ -	n/b	\$ -
CODE:										
Yellow (Primary)				\$ -		\$ 5,735.00		\$ -		\$ -
Green (Secondary)										
Non-Responsive- Changed UOM to Yards										
Total Zone 1				\$ 199,591.30		\$ 56,365.85		\$ 160,162.30		\$ 168,197.76

Zone 1 Includes: Coconut Creek, Coral Springs, Margate and Tamarac

Southeast Florida Governmental Purchasing Cooperative

Bid Tabulation Sheet

Bid #2022-006

AGGREGATES, TOP SOILS AND SAND

Group 2A - Aggregates	Estimated Annual Quantity	Price Per	Austin Tupler Trucking, Inc.		Florida Superior Sand, Inc.		True Haul, LLC		Green Dream International		
			Unit Price	Total Price	Unit Price	Total Price	Unit Price	Total Price	Unit Price	Total Price	
24 . Road Rock - Crushed Limerock	600	Tons	\$ 30.65	\$ 18,390.00	n/b	\$ -	\$ 28.45	\$ 17,070.00	\$ 43.86	\$ 26,316.00	
*Charge for double crush, if requested			\$ 1.50		n/a		n/a		n/a		
25 . Three-quarter inch Wash Rock	20	Tons	\$ 40.40	\$ 808.00	n/b	\$ -	\$ 38.20	\$ 764.00	\$ 96.00	\$ 1,920.00	
26 . Fill as per Attached Special Specifications	20	Tons	\$ 25.90	\$ 518.00	n/b	\$ -	\$ 26.25	\$ 525.00	\$ 39.06	\$ 781.20	
27 . Stabilizer Material	20	Tons	\$ 27.90	\$ 558.00	n/b	\$ -	\$ 28.75	\$ 575.00	\$ 43.86	\$ 877.20	
28 . Concrete Screenings	1	Tons	\$ 39.70	\$ 39.70	n/b	\$ -	\$ 38.20	\$ 38.20	\$ 53.16	\$ 53.16	
29 . Crushed Limerock 70%	20	Tons	\$ 30.65	\$ 613.00	n/b	\$ -	\$ 28.45	\$ 569.00	\$ 43.86	\$ 877.20	
30 . Pea Rock	10	Tons	\$ 40.40	\$ 404.00	n/b	\$ -	\$ 38.20	\$ 382.00	\$ 53.16	\$ 531.60	
31 . Rice Rock	20	Tons	\$ 40.40	\$ 808.00	n/b	\$ -	\$ 38.20	\$ 764.00	\$ 53.16	\$ 1,063.20	
32 . #57 Rock	100	Tons	\$ 40.40	\$ 4,040.00	n/b	\$ -	\$ 38.20	\$ 3,820.00	\$ 53.16	\$ 5,316.00	
				\$ 26,178.70		\$ -		\$ 24,507.20		\$ 37,735.56	
Group 2B - Top Soils - Non- Sterile											
33 . Top Soil Mix 90/10	10	Tons	\$ 110.30	\$ 1,103.00	\$ 50.85	\$ 508.50	n/b	\$ -	n/b	\$ -	
34 . Top Soil Mix 80/20	10	Tons	\$ 119.28	\$ 1,192.80	\$ 58.35	\$ 583.50	\$ 42.60	\$ 426.00	n/b	\$ -	
35 . Top Soil Mix 70/30	10	Tons	\$ 93.91	\$ 939.10	\$ 48.60	\$ 486.00	\$ 42.60	\$ 426.00	n/b	\$ -	
36 . Top Soil Mix 50/50	50	Tons	\$ 42.00	\$ 2,100.00	n/b	\$ -	\$ 32.40	\$ 1,620.00	\$ 49.20	\$ 2,460.00	
37 . Top Soil Mix 100%	10	Tons	\$ 33.00	\$ 330.00	n/b	\$ -	\$ 25.20	\$ 252.00	\$ 42.60	\$ 426.00	
38 . Ortona Sand	50	Tons	\$ 60.70	\$ 3,035.00	\$ 38.00	\$ 1,900.00	\$ 45.95	\$ 2,297.50	n/b	\$ -	
39 . Florida Lawn Sand	50	Tons	\$ 60.70	\$ 3,035.00	n/b	\$ -	\$ 23.30	\$ 1,165.00	\$ 60.00	\$ 3,000.00	
40 . Mason Sand	20	Tons	\$ 59.75	\$ 1,195.00	\$ 36.20	\$ 724.00	\$ 60.20	\$ 1,204.00	n/b	\$ -	
41 . Trap Sand #70	20	Tons	\$ 61.75	\$ 1,235.00	\$ 38.00	\$ 760.00	\$ 47.20	\$ 944.00	n/b	\$ -	
				\$ 14,164.90		\$ 4,962.00		\$ 8,334.50		\$ 5,886.00	
Group 2C - Top Soils - Sterilized											
42 . Top Soil Material 90/10 Sterilized	20	Tons	n/b	\$ -	\$ 50.85	\$ 1,017.00	n/b	\$ -	n/b	\$ -	
43 . Top Soil Mix 80/20 sterilized	20	Tons	n/b	\$ -	\$ 58.35	\$ 1,167.00	n/b	\$ -	n/b	\$ -	
44 . Top Soil 70/30 sterilized	20	Tons	n/b	\$ -	\$ 65.85	\$ 1,317.00	n/b	\$ -	n/b	\$ -	
45 . Nursery Mix sterilized	20	Tons	n/b	\$ -	n/b	\$ -	n/b	\$ -	n/b	\$ -	
46 . Exotic Mix sterilized	20	Tons	n/b	\$ -	n/b	\$ -	n/b	\$ -	n/b	\$ -	
CODE:											
Yellow (Primary)				\$ -		\$ 3,501.00		\$ -		\$ -	
Green (Secondary)											
Non-Responsive- Changed UOM to Yards											
Total Zone 2				\$ 40,343.60		\$ 8,463.00		\$ 32,841.70		\$ 43,621.56	

Zone 2 Includes: Deerfield Beach and Pompano Beach

Southeast Florida Governmental Purchasing Cooperative

Bid Tabulation Sheet

Bid #2022-006

AGGREGATES, TOP SOILS AND SAND

Group 3A - Aggregates	Estimated Annual Quantity	Price Per	Austin Tupler Trucking, Inc.		Florida Superior Sand, Inc.		True Haul, LLC		Green Dream International	
			Unit Price	Total Price	Unit Price	Total Price	Unit Price	Total Price	Unit Price	Total Price
47 . Road Rock - Crushed Limerock <i>*Charge for double crush, if requested</i>	2,097	Tons	\$ 28.65	\$ 60,079.05	n/b	\$ -	\$ 27.25	\$ 57,143.25	\$ 28.26	\$ 59,261.22
			\$ 1.50		n/a		n/a	\$ -	n/a	\$ -
48 . Three-quarter inch Wash Rock	427	Tons	\$ 38.40	\$ 16,396.80	n/b	\$ -	\$ 37.00	\$ 15,799.00	\$ 80.40	\$ 34,330.80
49 . Fill as per Attached Special Specifications	450	Tons	\$ 23.90	\$ 10,755.00	n/b	\$ -	\$ 24.75	\$ 11,137.50	\$ 23.46	\$ 10,557.00
50 . Stabilizer Material	100	Tons	\$ 25.90	\$ 2,590.00	n/b	\$ -	\$ 27.25	\$ 2,725.00	\$ 28.26	\$ 2,826.00
51 . Concrete Screenings	500	Tons	\$ 37.70	\$ 18,850.00	n/b	\$ -	\$ 37.00	\$ 18,500.00	\$ 37.56	\$ 18,780.00
52 . Crushed Limerock 70%	330	Tons	\$ 28.65	\$ 9,454.50	n/b	\$ -	\$ 27.25	\$ 8,992.50	\$ 28.26	\$ 9,325.80
53 . Pea Rock	594	Tons	\$ 38.40	\$ 22,809.60	n/b	\$ -	\$ 37.00	\$ 21,978.00	\$ 37.56	\$ 22,310.64
54 . Rice Rock	20	Tons	\$ 38.40	\$ 768.00	n/b	\$ -	\$ 37.00	\$ 740.00	\$ 37.56	\$ 751.20
55 . #57 Rock	570	Tons	\$ 38.40	\$ 21,888.00	n/b	\$ -	\$ 37.00	\$ 21,090.00	\$ 37.56	\$ 21,409.20
				\$ 163,590.95		\$ -		\$ 158,105.25		\$ 179,551.86
Group 3B - Top Soils - Non- Sterile										
56 . Top Soil Mix 90/10	20	Tons	\$ 113.80	\$ 2,276.00	\$ 49.85	\$ 997.00	n/b	\$ -	n/b	\$ -
57 . Top Soil Mix 80/20	570	Tons	\$ 122.78	\$ 69,984.60	\$ 57.35	\$ 32,689.50	\$ 40.80	\$ 23,256.00	n/b	\$ -
58 . Top Soil Mix 70/30	20	Tons	\$ 97.41	\$ 1,948.20	\$ 47.60	\$ 952.00	\$ 40.80	\$ 816.00	n/b	\$ -
59 . Top Soil Mix 50/50	60	Tons	\$ 40.00	\$ 2,400.00	n/b	\$ -	\$ 30.90	\$ 1,854.00	\$ 37.20	\$ 2,232.00
60 . Top Soil Mix 100%	240	Tons	\$ 31.00	\$ 7,440.00	n/b	\$ -	\$ 23.40	\$ 5,616.00	\$ 30.60	\$ 7,344.00
61 . Ortona Sand	20	Tons	\$ 60.70	\$ 1,214.00	\$ 37.00	\$ 740.00	\$ 33.95	\$ 679.00	n/b	\$ -
62 . Florida Lawn Sand	20	Tons	\$ 60.70	\$ 1,214.00	n/b	\$ -	\$ 21.80	\$ 436.00	\$ 48.00	\$ 960.00
63 . Mason Sand	20	Tons	\$ 59.75	\$ 1,195.00	\$ 35.20	\$ 704.00	\$ 48.20	\$ 964.00	n/b	\$ -
64 . Trap Sand #70	20	Tons	\$ 61.75	\$ 1,235.00	\$ 37.00	\$ 740.00	\$ 35.20	\$ 704.00	n/b	\$ -
				\$ 88,906.80		\$ 36,822.50		\$ 34,325.00		\$ 10,536.00
Group 3C - Top Soils - Sterilized										
65 . Top Soil Material 90/10 Sterilized	80	Tons	n/b	\$ -	\$ 49.85	\$ 3,988.00	n/b	\$ -	n/b	\$ -
66 . Top Soil Mix 80/20 sterilized	1,350	Tons	n/b	\$ -	\$ 57.35	\$ 77,422.50	n/b	\$ -	n/b	\$ -
67 . Top Soil 70/30 sterilized	80	Tons	n/b	\$ -	\$ 64.85	\$ 5,188.00	n/b	\$ -	n/b	\$ -
68 . Nursery Mix sterilized	30	Tons	n/b	\$ -	n/b	\$ -	n/b	\$ -	n/b	\$ -
69 . Exotic Mix sterilized	30	Tons	n/b	\$ -	n/b	\$ -	n/b	\$ -	n/b	\$ -
CODE:										
Yellow (Primary)			\$ -		\$ 86,598.50		\$ -		\$ -	
Green (Secondary)										
Non-Responsive- Changed UOM to Yards										
Total Zone 3				\$ 252,497.75		\$ 123,421.00		\$ 192,430.25		\$ 190,087.86

Zone 3 Includes: Davie, Lauderdale, Plantation and Sunrise

Southeast Florida Governmental Purchasing Cooperative

Bid Tabulation Sheet

Bid #2022-006

AGGREGATES, TOP SOILS AND SAND

Group	Description	Quantity	Unit	Austin Tupler Trucking, Inc.		Florida Superior Sand, Inc.		True Haul, LLC		Green Dream International			
				Estimated Annual	Price	Unit Price	Total Price	Unit Price	Total Price	Unit Price	Total Price	Unit Price	Total Price
				Quantity	Per								
Group 4A - Aggregates													
70	Road Rock - Crushed Limerock <i>*Charge for double crush, if requested</i>	4,565	Tons	\$ 29.65	\$ 135,352.25	n/b	\$ -	\$ 27.55	\$ 125,765.75	\$ 28.26	\$ 129,006.90		
				\$ 1.50		n/a	\$ -	n/a	\$ -		\$ -		
71	Three-equarter inch Wash Rock	4,006	Tons	\$ 39.40	\$ 157,836.40	n/b	\$ -	\$ 37.30	\$ 149,423.80	\$ 80.40	\$ 322,082.40		
72	Fill as per Attached Special Specifications	6,560	Tons	\$ 24.90	\$ 163,344.00	n/b	\$ -	\$ 25.05	\$ 164,328.00	\$ 23.46	\$ 153,897.60		
73	Stablizer Material	20	Tons	\$ 26.90	\$ 538.00	n/b	\$ -	\$ 27.55	\$ 551.00	\$ 28.26	\$ 565.20		
74	Concrete Screenings	25	Tons	\$ 38.70	\$ 967.50	n/b	\$ -	\$ 37.30	\$ 932.50	\$ 37.56	\$ 939.00		
75	Crushed Limerock 70%	3,000	Tons	\$ 29.65	\$ 88,950.00	n/b	\$ -	\$ 27.55	\$ 82,650.00	\$ 28.26	\$ 84,780.00		
76	Pea Rock	20	Tons	\$ 39.40	\$ 788.00	n/b	\$ -	\$ 37.30	\$ 746.00	\$ 37.56	\$ 751.20		
77	Rice Rock	20	Tons	\$ 39.40	\$ 788.00	n/b	\$ -	\$ 37.30	\$ 746.00	\$ 37.56	\$ 751.20		
78	#57 Rock	60	Tons	\$ 39.40	\$ 2,364.00	n/b	\$ -	\$ 37.30	\$ 2,238.00	\$ 37.56	\$ 2,253.60		
					\$ 550,928.15		\$ -		\$ 527,381.05		\$ 695,027.10		
Group 4B - Top Soils - Non- Sterile													
79	Top Soil Mix 90/10	20	Tons	\$ 116.30	\$ 2,326.00	\$ 49.85	\$ 997.00	n/b	\$ -	n/b	\$ -		
80	Top Soil Mix 80/20	100	Tons	\$ 125.28	\$ 12,528.00	\$ 57.35	\$ 5,735.00	\$ 41.40	\$ 4,140.00	n/b	\$ -		
81	Top Soil Mix 70/30	120	Tons	\$ 99.91	\$ 11,989.20	\$ 47.60	\$ 5,712.00	\$ 41.40	\$ 4,968.00	n/b	\$ -		
82	Top Soil Mix 50/50	10	Tons	\$ 41.00	\$ 410.00	n/b	\$ -	\$ 31.50	\$ 315.00	\$ 37.20	\$ 372.00		
83	Top Soil Mix 100%	6,500	Tons	\$ 32.00	\$ 208,000.00	n/b	\$ -	\$ 24.00	\$ 156,000.00	\$ 30.60	\$ 198,900.00		
84	Ortona Sand	200	Tons	\$ 60.70	\$ 12,140.00	\$ 37.00	\$ 7,400.00	\$ 45.35	\$ 9,070.00	n/b	\$ -		
85	Florida Lawn Sand	7,510	Tons	\$ 60.70	\$ 455,857.00	n/b	\$ -	\$ 22.40	\$ 168,224.00	\$ 48.00	\$ 360,480.00		
86	Mason Sand	140	Tons	\$ 59.75	\$ 8,365.00	\$ 35.20	\$ 4,928.00	\$ 59.60	\$ 8,344.00	n/b	\$ -		
87	Trap Sand #70	120	Tons	\$ 61.75	\$ 7,410.00	\$ 37.00	\$ 4,440.00	\$ 46.60	\$ 5,592.00	n/b	\$ -		
					\$ 719,025.20		\$ 29,212.00		\$ 356,653.00		\$ 559,752.00		
Group 4C - Top Soils - Sterilized													
88	Top Soil Material 90/10 Sterilized	20	Tons	n/b	\$ -	\$ 49.85	\$ 997.00	n/b	\$ -	n/b	\$ -		
89	Top Soil Mix 80/20 sterilized	20	Tons	n/b	\$ -	\$ 57.35	\$ 1,147.00	n/b	\$ -	n/b	\$ -		
90	Top Soil 70/30 sterilized	100	Tons	n/b	\$ -	\$ 64.85	\$ 6,485.00	n/b	\$ -	n/b	\$ -		
91	Nursery Mix sterilized	10	Tons	n/b	\$ -	n/b	\$ -	n/b	\$ -	n/b	\$ -		
92	Exotic Mix sterilized	20	Tons	n/b	\$ -	n/b	\$ -	n/b	\$ -	n/b	\$ -		
CODE:													
Yellow (Primary)				\$	-	\$	8,629.00	\$	-	\$	-		
Green (Secondary)													
Non-Responsive- Changed UOM to Yards													
Total Zone 4				\$	1,269,953.35	\$	37,841.00	\$	884,034.05	\$	1,254,779.10		

Zone 4 Includes: Fort Lauderdale, Oakland Park and Wiltom Manors

Southeast Florida Governmental Purchasing Cooperative

Bid Tabulation Sheet

Bid #2022-006

AGGREGATES, TOP SOILS AND SAND

Group	Item Description	Quantity	Unit	Austin Tupler Trucking, Inc.		Florida Superior Sand, Inc.		True Haul, LLC		Green Dream International			
				Estimated Annual	Price	Unit Price	Total Price	Unit Price	Total Price	Unit Price	Total Price	Unit Price	Total Price
				Quantity	Per								
Group 5A - Aggregates	93 . Road Rock - Crushed Limerock	100	Tons	\$ 29.65	\$ 2,965.00	n/b	\$ -	\$ 26.65	\$ 2,665.00	\$ 25.86	\$ 2,586.00		
	*Charge for double crush, if requested			\$ 1.50		n/a		n/a		n/a			
	94 . Three-equarter inch Wash Rock	50	Tons	\$ 39.40	\$ 1,970.00	n/b	\$ -	\$ 36.40	\$ 1,820.00	\$ 78.00	\$ 3,900.00		
	95 . Fill as per Attached Special Specifications	20	Tons	\$ 24.90	\$ 498.00	n/b	\$ -	\$ 24.45	\$ 489.00	\$ 21.06	\$ 421.20		
	96 . Stabilizer Material	20	Tons	\$ 26.90	\$ 538.00	n/b	\$ -	\$ 26.95	\$ 539.00	\$ 25.86	\$ 517.20		
	97 . Concrete Screenings	200	Tons	\$ 38.70	\$ 7,740.00	n/b	\$ -	\$ 36.40	\$ 7,280.00	\$ 35.16	\$ 7,032.00		
	98 . Crushed Limerock 70%	25	Tons	\$ 29.65	\$ 741.25	n/b	\$ -	\$ 26.65	\$ 666.25	\$ 25.86	\$ 646.50		
	99 . Pea Rock	25	Tons	\$ 39.40	\$ 985.00	n/b	\$ -	\$ 36.40	\$ 910.00	\$ 35.16	\$ 879.00		
	100 . Rice Rock	20	Tons	\$ 39.40	\$ 788.00	n/b	\$ -	\$ 36.40	\$ 728.00	\$ 35.16	\$ 703.20		
	101 . #57 Rock	25	Tons	\$ 39.40	\$ 985.00	n/b	\$ -	\$ 36.40	\$ 910.00	\$ 35.16	\$ 879.00		
					\$ 17,210.25		\$ -		\$ 16,007.25		\$ 17,564.10		
Group 5B - Top Soils - Non- Sterile													
102 . Top Soil Mix 90/10	20	Tons	\$ 119.30	\$ 2,386.00	\$ 49.85	\$ 997.00	n/b	\$ -	n/b	\$ -			
103 . Top Soil Mix 80/20	300	Tons	\$ 128.28	\$ 38,484.00	\$ 57.35	\$ 17,205.00	\$ 40.50	\$ 12,150.00	n/b	\$ -			
104 . Top Soil Mix 70/30	300	Tons	\$ 102.91	\$ 30,873.00	\$ 47.60	\$ 14,280.00	\$ 40.50	\$ 12,150.00	n/b	\$ -			
105 . Top Soil Mix 50/50	20	Tons	\$ 41.00	\$ 820.00	n/b	\$ -	\$ 30.00	\$ 600.00	\$ 31.20	\$ 624.00			
106 . Top Soil Mix 100%	20	Tons	\$ 32.00	\$ 640.00	n/b	\$ -	\$ 23.10	\$ 462.00	\$ 24.60	\$ 492.00			
107 . Ortona Sand	20	Tons	\$ 60.70	\$ 1,214.00	\$ 37.00	\$ 740.00	\$ 33.95	\$ 679.00	n/b	\$ -			
108 . Florida Lawn Sand	50	Tons	\$ 60.70	\$ 3,035.00	n/b	\$ -	\$ 21.50	\$ 1,075.00	\$ 42.00	\$ 2,100.00			
109 . Mason Sand	20	Tons	\$ 59.75	\$ 1,195.00	\$ 35.20	\$ 704.00	\$ 48.20	\$ 964.00	n/b	\$ -			
110 . Trap Sand #70	120	Tons	\$ 61.75	\$ 7,410.00	\$ 37.00	\$ 4,440.00	\$ 35.20	\$ 4,224.00	n/b	\$ -			
				\$ 86,057.00		\$ 38,366.00		\$ 32,304.00		\$ 3,216.00			
Group 5C - Top Soils - Sterilized													
111 . Top Soil Material 90/10 Sterilized	100	Tons	n/b	\$ -	\$ 49.85	\$ 4,985.00	n/b	\$ -	n/b	\$ -			
112 . Top Soil Mix 80/20 sterilized	100	Tons	n/b	\$ -	\$ 57.35	\$ 5,735.00	n/b	\$ -	n/b	\$ -			
113 . Top Soil 70/30 sterilized	100	Tons	n/b	\$ -	\$ 64.85	\$ 6,485.00	n/b	\$ -	n/b	\$ -			
114 . Nursery Mix sterilized	20	Tons	n/b	\$ -	n/b	\$ -	n/b	\$ -	n/b	\$ -			
115 . Exotic Mix sterilized	20	Tons	n/b	\$ -	n/b	\$ -	n/b	\$ -	n/b	\$ -			
CODE:													
Yellow (Primary)				\$ -	\$ -	\$ 17,205.00		\$ -	\$ -	\$ -			
Green (Secondary)													
Non-Responsive- Changed UOM to Yards													
Total Zone 5				\$ 103,267.25	\$ 55,571.00	\$ 48,311.25	\$ 20,780.10						

Zone 5 Includes: Cooper City and Miramar

Southeast Florida Governmental Purchasing Cooperative

Bid Tabulation Sheet

Bid #2022-006

AGGREGATES, TOP SOILS AND SAND

Group	Description	Quantity	Unit	Austin Tupler Trucking, Inc.		Florida Superior Sand, Inc.		True Haul, LLC		Green Dream International			
				Estimated Annual	Price	Unit Price	Total Price	Unit Price	Total Price	Unit Price	Total Price	Unit Price	Total Price
				Quantity	Per	Unit Price	Total Price	Unit Price	Total Price	Unit Price	Total Price	Unit Price	Total Price
Group 6A - Aggregates													
116	Road Rock - Crushed Limerock <i>*Charge for double crush, if requested</i>	1,430	Tons	\$ 30.65	\$ 43,829.50	n/b	\$ -	\$ 27.55	\$ 39,396.50	\$ 25.86	\$ 36,979.80		
				\$ 1.50		n/a	\$ -	n/a	\$ -	n/a	\$ -		
117	Three-quarter inch Wash Rock	375	Tons	\$ 40.40	\$ 15,150.00	n/b	\$ -	\$ 37.30	\$ 13,987.50	\$ 78.00	\$ 29,250.00		
118	Fill as per Attached Special Specifications	325	Tons	\$ 25.90	\$ 8,417.50	n/b	\$ -	\$ 25.05	\$ 8,141.25	\$ 21.06	\$ 6,844.50		
119	Stablizer Material	175	Tons	\$ 27.90	\$ 4,882.50	n/b	\$ -	\$ 27.55	\$ 4,821.25	\$ 25.86	\$ 4,525.50		
120	Concrete Screenings	150	Tons	\$ 39.70	\$ 5,955.00	n/b	\$ -	\$ 37.30	\$ 5,595.00	\$ 35.16	\$ 5,274.00		
121	Crushed Limerock 70%	325	Tons	\$ 30.65	\$ 9,961.25	n/b	\$ -	\$ 24.10	\$ 7,832.50	\$ 25.86	\$ 8,404.50		
122	Pea Rock	25	Tons	\$ 40.40	\$ 1,010.00	n/b	\$ -	\$ 37.30	\$ 932.50	\$ 35.16	\$ 879.00		
123	Rice Rock	20	Tons	\$ 40.40	\$ 808.00	n/b	\$ -	\$ 37.30	\$ 746.00	\$ 35.16	\$ 703.20		
124	#57 Rock	25	Tons	\$ 40.40	\$ 1,010.00	n/b	\$ -	\$ 37.30	\$ 932.50	\$ 35.16	\$ 879.00		
					\$ 91,023.75		\$ -		\$ 82,385.00		\$ 93,739.50		
Group 6B - Top Soils - Non- Sterile													
125	Top Soil Mix 90/10	150	Tons	\$ 124.55	\$ 18,682.50	\$ 49.85	\$ 7,477.50	n/b	\$ -	n/b	\$ -		
126	Top Soil Mix 80/20	131	Tons	\$ 133.53	\$ 17,492.43	\$ 57.35	\$ 7,512.85	\$ 41.40	\$ 5,423.40	n/b	\$ -		
127	Top Soil Mix 70/30	6	Tons	\$ 108.16	\$ 648.96	\$ 47.60	\$ 285.60	\$ 41.40	\$ 248.40	n/b	\$ -		
128	Top Soil Mix 50/50	156	Tons	\$ 42.00	\$ 6,552.00	n/b	\$ -	\$ 31.50	\$ 4,914.00	\$ 31.20	\$ 4,867.20		
129	Top Soil Mix 100%	150	Tons	\$ 33.00	\$ 4,950.00	n/b	\$ -	\$ 24.00	\$ 3,600.00	\$ 24.60	\$ 3,690.00		
130	Ortona Sand	500	Tons	\$ 60.70	\$ 30,350.00	\$ 37.00	\$ 18,500.00	\$ 45.35	\$ 22,675.00	n/b	\$ -		
131	Florida Lawn Sand	45	Tons	\$ 60.70	\$ 2,731.50	n/b	\$ -	\$ 22.40	\$ 1,008.00	\$ 42.00	\$ 1,890.00		
132	Mason Sand	20	Tons	\$ 59.75	\$ 1,195.00	\$ 35.20	\$ 704.00	\$ 59.60	\$ 1,192.00	n/b	\$ -		
133	Trap Sand #70	50	Tons	\$ 61.75	\$ 3,087.50	\$ 37.00	\$ 1,850.00	\$ 46.60	\$ 2,330.00	n/b	\$ -		
					\$ 85,689.89		\$ 36,329.95		\$ 41,390.80		\$ 10,447.20		
Group 6C - Top Soils - Sterilized													
134	Top Soil Material 90/10 Sterilized	275	Tons	n/b	\$ -	\$ 49.85	\$ 13,708.75	n/b	\$ -	n/b	\$ -		
135	Top Soil Mix 80/20 sterilized	256	Tons	n/b	\$ -	\$ 57.35	\$ 14,681.60	n/b	\$ -	n/b	\$ -		
136	Top Soil 70/30 sterilized	100	Tons	n/b	\$ -	\$ 64.85	\$ 6,485.00	n/b	\$ -	n/b	\$ -		
137	Nursery Mix sterilized	50	Tons	n/b	\$ -	n/b	\$ -	n/b	\$ -	n/b	\$ -		
138	Exotic Mix sterilized	50	Tons	n/b	\$ -	n/b	\$ -	n/b	\$ -	n/b	\$ -		
CODE:													
	Yellow (Primary)				\$ -		\$ 34,875.35		\$ -		\$ -		
	Green (Secondary)												
	Non-Responsive- Changed UOM to Yards												
	Total Zone 6				\$ 176,713.64		\$ 71,205.30		\$ 123,775.80		\$ 104,186.70		

Zone 6 Includes: Dania Beach, Hallandale Beach, and Hollywood

Southeast Florida Governmental Purchasing Cooperative

Bid Tabulation Sheet

Bid #2022-006

AGGREGATES, TOP SOILS AND SAND

	Estimated Annual Quantity	Price Per	Austin Tupler Trucking, Inc.		Florida Superior Sand, Inc.		True Haul, LLC		Green Dream International	
			Unit Price	Total Price	Unit Price	Total Price	Unit Price	Total Price	Unit Price	Total Price
Group 7A - Aggregates										
139 . Road Rock - Crushed Limerock	500	Tons	\$ 35.65	\$ 17,825.00	n/b	\$ -	\$ 26.95	\$ 13,475.00	\$ 25.86	\$ 12,930.00
<i>*Charge for double crush, if requested</i>			\$ 1.50		n/a		n/a		n/a	
140 . Three-quarter inch Wash Rock	20	Tons	\$ 45.40	\$ 908.00	n/b	\$ -	\$ 36.70	\$ 734.00	\$ 78.00	\$ 1,560.00
141 . Fill as per Attached Special Specifications	20	Tons	\$ 30.90	\$ 618.00	n/b	\$ -	\$ 24.45	\$ 489.00	\$ 21.06	\$ 421.20
142 . Stabilizer Material	20	Tons	\$ 32.90	\$ 658.00	n/b	\$ -	\$ 26.95	\$ 539.00	\$ 25.86	\$ 517.20
143 . Concrete Screenings	20	Tons	\$ 44.70	\$ 894.00	n/b	\$ -	\$ 36.70	\$ 734.00	\$ 35.16	\$ 703.20
144 . Crushed Limerock 70%	20	Tons	\$ 35.65	\$ 713.00	n/b	\$ -	\$ 26.95	\$ 539.00	\$ 25.86	\$ 517.20
145 . Pea Rock	20	Tons	\$ 45.40	\$ 908.00	n/b	\$ -	\$ 36.70	\$ 734.00	\$ 35.16	\$ 703.20
146 . Rice Rock	20	Tons	\$ 45.40	\$ 908.00	n/b	\$ -	\$ 36.70	\$ 734.00	\$ 35.16	\$ 703.20
147 . #57 Rock	500	Tons	\$ 45.40	\$ 22,700.00	n/b	\$ -	\$ 36.70	\$ 18,350.00	\$ 35.16	\$ 17,580.00
				\$ 46,132.00		\$ -		\$ 36,328.00		\$ 35,635.20
Group 7B - Top Soils - Non- Sterile										
148 . Top Soil Mix 90/10	20	Tons	\$ 131.80	\$ 2,636.00	\$ 50.85	\$ 1,017.00	n/b	\$ -	n/b	\$ -
149 . Top Soil Mix 80/20	20	Tons	\$ 140.78	\$ 2,815.60	\$ 58.35	\$ 1,167.00	\$ 40.80	\$ 816.00	n/b	\$ -
150 . Top Soil Mix 70/30	20	Tons	\$ 115.41	\$ 2,308.20	\$ 48.60	\$ 972.00	\$ 40.80	\$ 816.00	n/b	\$ -
151 . Top Soil Mix 50/50	600	Tons	\$ 47.00	\$ 28,200.00	n/b	\$ -	\$ 30.00	\$ 18,000.00	\$ 25.20	\$ 15,120.00
152 . Top Soil Mix 100%	20	Tons	\$ 38.00	\$ 760.00	n/b	\$ -	\$ 23.40	\$ 468.00	\$ 18.60	\$ 372.00
153 . Ortona Sand	20	Tons	\$ 65.70	\$ 1,314.00	\$ 38.00	\$ 760.00	\$ 45.35	\$ 907.00	n/b	\$ -
154 . Florida Lawn Sand	20	Tons	\$ 65.70	\$ 1,314.00	n/b	\$ -	\$ 21.80	\$ 436.00	\$ 36.00	\$ 720.00
155 . Mason Sand	600	Tons	\$ 64.75	\$ 38,850.00	\$ 36.20	\$ 21,720.00	\$ 59.60	\$ 35,760.00	n/b	\$ -
156 . Trap Sand #70	20	Tons	\$ 66.75	\$ 1,335.00	\$ 38.00	\$ 760.00	\$ 46.60	\$ 932.00	n/b	\$ -
				\$ 79,532.80		\$ 26,396.00		\$ 58,135.00		\$ 16,212.00
Group 7C - Top Soils - Sterilized										
157 . Top Soil Material 90/10 Sterilized	20	Tons	n/b	\$ -	\$ 50.85	\$ 1,017.00	n/b	\$ -	n/b	\$ -
158 . Top Soil Mix 80/20 sterilized	100	Tons	n/b	\$ -	\$ 58.35	\$ 5,835.00	n/b	\$ -	n/b	\$ -
159 . Top Soil 70/30 sterilized	20	Tons	n/b	\$ -	\$ 65.85	\$ 1,317.00	n/b	\$ -	n/b	\$ -
160 . Nursery Mix sterilized	20	Tons	n/b	\$ -	n/b	\$ -	n/b	\$ -	n/b	\$ -
161 . Exotic Mix sterilized	20	Tons	n/b	\$ -	n/b	\$ -	n/b	\$ -	n/b	\$ -
CODE:										
Yellow (Primary)				\$ -		\$ 8,169.00		\$ -		\$ -
Green (Secondary)										
Non-Responsive- Changed UOM to Yards										
Total Zone 7				\$ 125,664.80		\$ 34,565.00		\$ 94,463.00		\$ 51,847.20

Zone 7 Includes: North Miami Beach

Southeast Florida Governmental Purchasing Cooperative

Bid Tabulation Sheet

Bid #2022-006

AGGREGATES, TOP SOILS AND SAND

	<u>Estimated Annual Quantity</u>	<u>Price Per</u>	Austin Tupler Trucking, Inc.		Florida Superior Sand, Inc.		Tru Haul, LLC		Green Dream International	
			Unit Price	Total Price	Unit Price	Total Price	Unit Price	Total Price	Unit Price	Total Price
Group 8A - Aggregates										
162 . Road Rock - Crushed Limerock	419	Tons	\$ 40.65	\$ 17,032.35	n/b	\$ -	\$ 42.25	\$ 17,702.75	\$ 49.86	\$ 20,891.34
<i>*Charge for double crush, if requested</i>			\$ 1.50		n/b		n/a		n/a	
163 . Three-quarter inch Wash Rock	55	Tons	\$ 50.40	\$ 2,772.00	n/b	\$ -	\$ 52.00	\$ 2,860.00	\$ 102.00	\$ 5,610.00
164 . Fill as per Attached Special Specifications	100	Tons	\$ 35.90	\$ 3,590.00	n/b	\$ -	\$ 40.05	\$ 4,005.00	\$ 45.06	\$ 4,506.00
165 . Stabilizer Material	210	Tons	\$ 37.90	\$ 7,959.00	n/b	\$ -	\$ 42.55	\$ 8,935.50	\$ 49.86	\$ 10,470.60
166 . Concrete Screenings	20	Tons	\$ 49.70	\$ 994.00	n/b	\$ -	\$ 52.00	\$ 1,040.00	\$ 59.16	\$ 1,183.20
167 . Crushed Limerock 70%	70	Tons	\$ 40.65	\$ 2,845.50	n/b	\$ -	\$ 42.25	\$ 2,957.50	\$ 49.86	\$ 3,490.20
168 . Pea Rock	70	Tons	\$ 50.40	\$ 3,528.00	n/b	\$ -	\$ 52.00	\$ 3,640.00	\$ 59.16	\$ 4,141.20
169 . Rice Rock	20	Tons	\$ 50.40	\$ 1,008.00	n/b	\$ -	\$ 52.00	\$ 1,040.00	\$ 59.16	\$ 1,183.20
170 . #57 Rock	50	Tons	\$ 50.40	\$ 2,520.00	n/b	\$ -	\$ 52.00	\$ 2,600.00	\$ 59.16	\$ 2,958.00
				\$ 42,248.85		\$ -		\$ 44,780.75		\$ 54,433.74
Group 8B - Top Soils - Non- Sterile										
171 . Top Soil Mix 90/10	5	Tons	\$ 110.30	\$ 551.50	\$ 50.85	\$ 254.25	n/b	\$ -	n/b	\$ -
172 . Top Soil Mix 80/20	80	Tons	\$ 119.28	\$ 9,542.40	\$ 58.35	\$ 4,668.00	\$ 59.10	\$ 4,728.00	n/b	\$ -
173 . Top Soil Mix 70/30	102	Tons	\$ 93.91	\$ 9,578.82	\$ 48.60	\$ 4,957.20	\$ 59.10	\$ 6,028.20	n/b	\$ -
174 . Top Soil Mix 50/50	60	Tons	\$ 52.00	\$ 3,120.00	n/b	\$ -	\$ 49.20	\$ 2,952.00	\$ 61.20	\$ 3,672.00
175 . Top Soil Mix 100%	8	Tons	\$ 43.00	\$ 344.00	n/b	\$ -	\$ 41.70	\$ 333.60	\$ 54.60	\$ 436.80
176 . Ortona Sand	1,460	Tons	\$ 60.70	\$ 88,622.00	\$ 38.00	\$ 55,480.00	\$ 47.75	\$ 69,715.00	n/b	\$ -
177 . Florida Lawn Sand	65	Tons	\$ 60.70	\$ 3,945.50	n/b	\$ -	\$ 36.80	\$ 2,392.00	\$ 72.00	\$ 4,680.00
178 . Mason Sand	200	Tons	\$ 59.75	\$ 11,950.00	\$ 36.20	\$ 7,240.00	\$ 62.00	\$ 12,400.00	n/b	\$ -
179 . Trap Sand #70	1,325	Tons	\$ 61.75	\$ 81,818.75	\$ 38.00	\$ 50,350.00	\$ 49.00	\$ 64,925.00	n/b	\$ -
				\$ 209,472.97		\$ 122,949.45		\$ 163,473.80		\$ 8,788.80
Group 8C - Top Soils - Sterilized										
180 . Top Soil Material 90/10 Sterilized	25	Tons	n/b	\$ -	\$ 50.85	\$ 1,271.25	n/b	\$ -	n/b	\$ -
181 . Top Soil Mix 80/20 sterilized	50	Tons	n/b	\$ -	\$ 58.35	\$ 2,917.50	n/b	\$ -	n/b	\$ -
182 . Top Soil 70/30 sterilized	25	Tons	n/b	\$ -	\$ 65.85	\$ 1,646.25	n/b	\$ -	n/b	\$ -
183 . Nursery Mix sterilized	20	Tons	n/b	\$ -	n/b	\$ -	n/b	\$ -	n/b	\$ -
184 . Exotic Mix sterilized	20	Tons	n/b	\$ -	n/b	\$ -	n/b	\$ -	n/b	\$ -
CODE:										
Yellow (Primary)				\$ -		\$ 5,835.00		\$ -		\$ -
Green (Secondary)										
Non-Responsive- Changed UOM to Yards										
Total Zone 8				\$ 251,721.82		\$ 128,784.45		\$ 208,254.55		\$ 63,222.54

Zone 8 Includes: Boca Raton and Boynton Beach

CITY OF MARGATE, FLORIDA

RESOLUTION NO. 22-072

A RESOLUTION OF THE CITY OF MARGATE, FLORIDA, APPROVING MULTIPLE AWARDS OF BID NO. 2022-006, "AGGREGATES, TOP SOILS AND SAND," TO AUSTIN TUPLER TRUCKING, INC., FLORIDA SUPERIOR SAND, INC., GREEN DREAM INTERNATIONAL, LLC, AND TRUE HAUL, LLC; PROVIDING FOR CITY OF MARGATE ACTING AS LEAD AGENCY FOR PURCHASING COOPERATIVE; PROVIDING FOR INITIAL AND RENEWAL TERMS; PROVIDING FOR EFFECTIVE DATE.

BE IT RESOLVED BY THE CITY COMMISSION OF THE CITY OF MARGATE, FLORIDA:

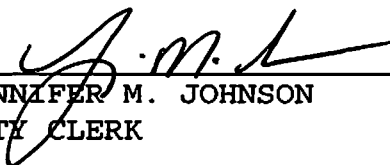
SECTION 1: That the City Commission of the City of Margate, Florida, approves multiple awards of Bid No. 2022-006 "Aggregates, Top Soils and Sand," to Austin Tupler Trucking, Inc., Florida Superior Sand, Inc., Green Dream International, LLC and True Haul, LLC, for an initial one-year term beginning November 15, 2022, and two (2) one-year renewal options, with the City of Margate to act as lead agency for the Southeast Florida Governmental Purchasing Cooperative Group.

SECTION 2: That the Mayor and City Manager are authorized and directed to execute contracts for the above, or the administration is authorized to issue purchase orders to implement the purpose and intent of this Resolution.

SECTION 3: That this Resolution shall become effective immediately upon its passage.

PASSED, ADOPTED AND APPROVED THIS 31ST day of AUGUST 2022.

ATTEST:



JENNIFER M. JOHNSON
CITY CLERK



MAYOR ANTONIO V. ARSERIO

RECORD OF VOTE
Simone YES
Schwartz YES
Ruzzano YES
Caggiano ABSENT
Arserio YES

Southeast Florida Governmental Purchasing Cooperative

Bid Tabulation Sheet

Bid #2022-006

AGGREGATES, TOP SOILS AND SAND

Group	Item Description	Estimated Annual Quantity	Unit	Austin Tupler Trucking, Inc.		Florida Superior Sand, Inc.		True Haul, LLC		Green Dream International		
				Price Per	Total Price	Unit Price	Total Price	Unit Price	Total Price	Unit Price	Total Price	
Group 1A - Aggregates												
1.	Road Rock - Crushed Limerock	1,016	Tons	\$ 29.65	\$ 30,124.40	n/b	\$ -	\$ 27.05	\$ 27,482.80	\$ 37.86	\$ 38,465.76	
	*Charge for double crush, if requested			\$ 1.50		n/a	\$ -	n/a	\$ -	n/a	\$ -	
2.	Three-quarter inch Wash Rock	800	Tons	\$ 39.40	\$ 31,520.00	n/b	\$ -	\$ 36.05	\$ 28,840.00	\$ 90.00	\$ 72,000.00	
3.	Fill as per Attached Special Specifications	600	Tons	\$ 24.90	\$ 14,940.00	n/b	\$ -	\$ 24.65	\$ 14,790.00	\$ 33.06	\$ 19,836.00	
4.	Stabilizer Material	20	Tons	\$ 26.90	\$ 538.00	n/b	\$ -	\$ 27.05	\$ 541.00	\$ 37.86	\$ 757.20	
5.	Concrete Screenings	20	Tons	\$ 38.70	\$ 774.00	n/b	\$ -	\$ 36.05	\$ 721.00	\$ 47.16	\$ 943.20	
6.	Crushed Limerock 70%	100	Tons	\$ 29.65	\$ 2,965.00	n/b	\$ -	\$ 27.05	\$ 2,705.00	\$ 37.86	\$ 3,786.00	
7.	Pea Rock	320	Tons	\$ 39.40	\$ 12,608.00	n/b	\$ -	\$ 36.05	\$ 11,536.00	\$ 47.16	\$ 15,091.20	
8.	Rice Rock	20	Tons	\$ 39.40	\$ 788.00	n/b	\$ -	\$ 36.05	\$ 721.00	\$ 47.16	\$ 943.20	
9.	#57 Rock	200	Tons	\$ 39.40	\$ 7,880.00	n/b	\$ -	\$ 36.05	\$ 7,210.00	\$ 47.16	\$ 9,432.00	
					\$ 102,137.40		\$ -		\$ 94,546.80		\$ 161,254.56	
Group 1B - Top Soils - Non- Sterile												
10.	Top Soil Mix 90/10	1	Tons	\$ 105.80	\$ 105.80	\$ 49.85	\$ 49.85	n/b	\$ -	n/b	\$ -	
11.	Top Soil Mix 80/20	20	Tons	\$ 114.78	\$ 2,295.60	\$ 57.35	\$ 1,147.00	\$ 42.00	\$ 840.00	n/b	\$ -	
12.	Top Soil Mix 70/30	450	Tons	\$ 89.41	\$ 40,234.50	\$ 47.60	\$ 21,420.00	\$ 42.00	\$ 18,900.00	n/b	\$ -	
13.	Top Soil Mix 50/50	50	Tons	\$ 41.00	\$ 2,050.00	n/b	\$ -	\$ 32.10	\$ 1,605.00	\$ 37.20	\$ 1,860.00	
14.	Top Soil Mix 100%	72	Tons	\$ 32.00	\$ 2,304.00	n/b	\$ -	\$ 24.60	\$ 1,771.20	\$ 30.60	\$ 2,203.20	
15.	Ortona Sand	30	Tons	\$ 60.70	\$ 1,821.00	\$ 37.00	\$ 1,110.00	\$ 43.80	\$ 1,314.00	n/b	\$ -	
16.	Florida Lawn Sand	60	Tons	\$ 60.70	\$ 3,642.00	n/b	\$ -	\$ 18.90	\$ 1,134.00	\$ 48.00	\$ 2,880.00	
17.	Mason Sand	100	Tons	\$ 59.75	\$ 5,975.00	\$ 35.20	\$ 3,520.00	\$ 57.00	\$ 5,700.00	n/b	\$ -	
18.	Trap Sand #70	632	Tons	\$ 61.75	\$ 39,026.00	\$ 37.00	\$ 23,384.00	\$ 45.00	\$ 28,440.00	n/b	\$ -	
					\$ 97,453.90		\$ 50,630.85		\$ 59,704.20		\$ 6,943.20	
Group 1C - Top Soils - Sterilized												
19.	Top Soil Material 90/10 Sterilized	20	Tons	n/b	\$ -	\$ 49.85	\$ 997.00	n/b	\$ -	n/b	\$ -	
20.	Top Soil Mix 80/20 sterilized	60	Tons	n/b	\$ -	\$ 57.35	\$ 3,441.00	n/b	\$ -	n/b	\$ -	
21.	Top Soil 70/30 sterilized	20	Tons	n/b	\$ -	\$ 64.85	\$ 1,297.00	n/b	\$ -	n/b	\$ -	
22.	Nursery Mix sterilized	20	Tons	n/b	\$ -	n/b	\$ -	n/b	\$ -	n/b	\$ -	
23.	Exotic Mix sterilized	20	Tons	n/b	\$ -	n/b	\$ -	n/b	\$ -	n/b	\$ -	
CODE:												
	Yellow (Primary)			\$ -	\$ -	\$ -	\$ 5,735.00	\$ -	\$ -	\$ -	\$ -	
	Green (Secondary)			\$ -	\$ -	\$ -	\$ -	\$ -	\$ -	\$ -	\$ -	
	Non-Responsive- Changed UOM to Yards			\$ -	\$ -	\$ -	\$ -	\$ -	\$ -	\$ -	\$ -	
	Total Zone 1				\$ 199,591.30		\$ 56,365.85		\$ 154,251.00		\$ 168,197.76	

Zone 1 Includes: Coconut Creek, Coral Springs, Margate and Tamarac

Southeast Florida Governmental Purchasing Cooperative

Bid Tabulation Sheet

Bid #2022-006

AGGREGATES, TOP SOILS AND SAND

Group	Item Description	Estimated Annual Quantity	Price Per	Austin Tupler Trucking, Inc.		Florida Superior Sand, Inc.		True Haul, LLC		Green Dream International	
				Unit Price	Total Price	Unit Price	Total Price	Unit Price	Total Price	Unit Price	Total Price
Group 2A - Aggregates											
24	Road Rock - Crushed Limerock <i>*Charge for double crush, if requested</i>	600	Tons	\$ 30.65	\$ 18,390.00	n/b	\$ -	\$ 27.35	\$ 16,410.00	\$ 43.86	\$ 26,316.00
				\$ 1.50		n/a		n/a		n/a	
25	Three-quarter inch Wash Rock	20	Tons	\$ 40.40	\$ 808.00	n/b	\$ -	\$ 36.35	\$ 727.00	\$ 96.00	\$ 1,920.00
26	Fill as per Attached Special Specifications	20	Tons	\$ 25.90	\$ 518.00	n/b	\$ -	\$ 25.25	\$ 505.00	\$ 39.06	\$ 781.20
27	Stabilizer Material	20	Tons	\$ 27.90	\$ 558.00	n/b	\$ -	\$ 27.65	\$ 553.00	\$ 43.86	\$ 877.20
28	Concrete Screenings	1	Tons	\$ 39.70	\$ 39.70	n/b	\$ -	\$ 36.35	\$ 36.35	\$ 53.16	\$ 53.16
29	Crushed Limerock 70%	20	Tons	\$ 30.65	\$ 613.00	n/b	\$ -	\$ 27.35	\$ 547.00	\$ 43.86	\$ 877.20
30	Pea Rock	10	Tons	\$ 40.40	\$ 404.00	n/b	\$ -	\$ 36.35	\$ 363.50	\$ 53.16	\$ 531.60
31	Rice Rock	20	Tons	\$ 40.40	\$ 808.00	n/b	\$ -	\$ 36.35	\$ 727.00	\$ 53.16	\$ 1,063.20
32	#57 Rock	100	Tons	\$ 40.40	\$ 4,040.00	n/b	\$ -	\$ 36.35	\$ 3,635.00	\$ 53.16	\$ 5,316.00
					\$ 26,178.70		\$ -		\$ 23,503.85		\$ 37,735.56
Group 2B - Top Soils - Non- Sterile											
33	Top Soil Mix 90/10	10	Tons	\$ 110.30	\$ 1,103.00	\$ 50.85	\$ 508.50	n/b	\$ -	n/b	\$ -
34	Top Soil Mix 80/20	10	Tons	\$ 119.28	\$ 1,192.80	\$ 58.35	\$ 583.50	\$ 42.60	\$ 426.00	n/b	\$ -
35	Top Soil Mix 70/30	10	Tons	\$ 93.91	\$ 939.10	\$ 48.60	\$ 486.00	\$ 42.60	\$ 426.00	n/b	\$ -
36	Top Soil Mix 50/50	50	Tons	\$ 42.00	\$ 2,100.00	n/b	\$ -	\$ 32.40	\$ 1,620.00	\$ 49.20	\$ 2,460.00
37	Top Soil Mix 100%	10	Tons	\$ 33.00	\$ 330.00	n/b	\$ -	\$ 25.20	\$ 252.00	\$ 42.60	\$ 426.00
38	Ortona Sand	50	Tons	\$ 60.70	\$ 3,035.00	\$ 38.00	\$ 1,900.00	\$ 44.40	\$ 2,220.00	n/b	\$ -
39	Florida Lawn Sand	50	Tons	\$ 60.70	\$ 3,035.00	n/b	\$ -	\$ 19.50	\$ 975.00	\$ 60.00	\$ 3,000.00
40	Mason Sand	20	Tons	\$ 59.75	\$ 1,195.00	\$ 36.20	\$ 724.00	\$ 57.60	\$ 1,152.00	n/b	\$ -
41	Trap Sand #70	20	Tons	\$ 61.75	\$ 1,235.00	\$ 38.00	\$ 760.00	\$ 45.60	\$ 912.00	n/b	\$ -
					\$ 14,164.90		\$ 4,962.00		\$ 7,983.00		\$ 5,886.00
Group 2C - Top Soils - Sterilized											
42	Top Soil Material 90/10 Sterilized	20	Tons	n/b	\$ -	\$ 50.85	\$ 1,017.00	n/b	\$ -	n/b	\$ -
43	Top Soil Mix 80/20 sterilized	20	Tons	n/b	\$ -	\$ 58.35	\$ 1,167.00	n/b	\$ -	n/b	\$ -
44	Top Soil 70/30 sterilized	20	Tons	n/b	\$ -	\$ 65.85	\$ 1,317.00	n/b	\$ -	n/b	\$ -
45	Nursery Mix sterilized	20	Tons	n/b	\$ -	n/b	\$ -	n/b	\$ -	n/b	\$ -
46	Exotic Mix sterilized	20	Tons	n/b	\$ -	n/b	\$ -	n/b	\$ -	n/b	\$ -
CODE:											
	Yellow (Primary)				\$ -		\$ 3,501.00		\$ -		\$ -
	Green (Secondary)										
	Non-Responsive- Changed UOM to Yards										
	Total Zone 2				\$ 40,343.60		\$ 8,463.00		\$ 31,486.85		\$ 43,621.56

Zone 2 Includes: Deerfield Beach and Pompano Beach

Southeast Florida Governmental Purchasing Cooperative

Bid Tabulation Sheet

Bid #2022-006

AGGREGATES, TOP SOILS AND SAND

Group 3A - Aggregates	Estimated Annual Quantity	Price Per	Austin Tupler Trucking, Inc.		Florida Superior Sand, Inc.		True Haul, LLC		Green Dream International	
			Unit Price	Total Price	Unit Price	Total Price	Unit Price	Total Price	Unit Price	Total Price
47 . Road Rock - Crushed Limerock	2,097	Tons	\$ 28.65	\$ 60,079.05	n/b	\$ -	\$ 26.15	\$ 54,836.55	\$ 28.26	\$ 59,261.22
<i>*Charge for double crush, if requested</i>			\$ 1.50		n/a		n/a		n/a	
48 . Three-quarter inch Wash Rock	427	Tons	\$ 38.40	\$ 16,396.80	n/b	\$ -	\$ 35.15	\$ 15,009.05	\$ 80.40	\$ 34,330.80
49 . Fill as per Attached Special Specifications	450	Tons	\$ 23.90	\$ 10,755.00	n/b	\$ -	\$ 23.75	\$ 10,687.50	\$ 23.46	\$ 10,557.00
50 . Stabilizer Material	100	Tons	\$ 25.90	\$ 2,590.00	n/b	\$ -	\$ 25.15	\$ 2,515.00	\$ 28.26	\$ 2,826.00
51 . Concrete Screenings	500	Tons	\$ 37.70	\$ 18,850.00	n/b	\$ -	\$ 35.15	\$ 17,575.00	\$ 37.56	\$ 18,780.00
52 . Crushed Limerock 70%	330	Tons	\$ 28.65	\$ 9,454.50	n/b	\$ -	\$ 26.15	\$ 8,629.50	\$ 28.26	\$ 9,325.80
53 . Pea Rock	594	Tons	\$ 38.40	\$ 22,809.60	n/b	\$ -	\$ 35.15	\$ 20,879.10	\$ 37.56	\$ 22,310.64
54 . Rice Rock	20	Tons	\$ 38.40	\$ 768.00	n/b	\$ -	\$ 35.15	\$ 703.00	\$ 37.56	\$ 751.20
55 . #57 Rock	570	Tons	\$ 38.40	\$ 21,888.00	n/b	\$ -	\$ 35.15	\$ 20,035.50	\$ 37.56	\$ 21,409.20
				\$ 163,590.95		\$ -		\$ 150,970.20		\$ 179,551.86
Group 3B - Top Soils - Non- Sterile										
56 . Top Soil Mix 90/10	20	Tons	\$ 113.80	\$ 2,276.00	\$ 49.85	\$ 997.00	n/b	\$ -	n/b	\$ -
57 . Top Soil Mix 80/20	570	Tons	\$ 122.78	\$ 69,984.60	\$ 57.35	\$ 32,689.50	\$ 40.80	\$ 23,256.00	n/b	\$ -
58 . Top Soil Mix 70/30	20	Tons	\$ 97.41	\$ 1,948.20	\$ 47.60	\$ 952.00	\$ 40.80	\$ 816.00	n/b	\$ -
59 . Top Soil Mix 50/50	60	Tons	\$ 40.00	\$ 2,400.00	n/b	\$ -	\$ 30.90	\$ 1,854.00	\$ 37.20	\$ 2,232.00
60 . Top Soil Mix 100%	240	Tons	\$ 31.00	\$ 7,440.00	n/b	\$ -	\$ 23.40	\$ 5,616.00	\$ 30.60	\$ 7,344.00
61 . Ortona Sand	20	Tons	\$ 60.70	\$ 1,214.00	\$ 37.00	\$ 740.00	\$ 32.40	\$ 648.00	n/b	\$ -
62 . Florida Lawn Sand	20	Tons	\$ 60.70	\$ 1,214.00	n/b	\$ -	\$ 18.00	\$ 360.00	\$ 48.00	\$ 960.00
63 . Mason Sand	20	Tons	\$ 59.75	\$ 1,195.00	\$ 35.20	\$ 704.00	\$ 45.60	\$ 912.00	n/b	\$ -
64 . Trap Sand #70	20	Tons	\$ 61.75	\$ 1,235.00	\$ 37.00	\$ 740.00	\$ 33.60	\$ 672.00	n/b	\$ -
				\$ 88,906.80		\$ 36,822.50		\$ 34,134.00		\$ 10,536.00
Group 3C - Top Soils - Sterilized										
65 . Top Soil Material 90/10 Sterilized	80	Tons	n/b	\$ -	\$ 49.85	\$ 3,988.00	n/b	\$ -	n/b	\$ -
66 . Top Soil Mix 80/20 sterilized	1,350	Tons	n/b	\$ -	\$ 57.35	\$ 77,422.50	n/b	\$ -	n/b	\$ -
67 . Top Soil 70/30 sterilized	80	Tons	n/b	\$ -	\$ 64.85	\$ 5,188.00	n/b	\$ -	n/b	\$ -
68 . Nursery Mix sterilized	30	Tons	n/b	\$ -	n/b	\$ -	n/b	\$ -	n/b	\$ -
69 . Exotic Mix sterilized	30	Tons	n/b	\$ -	n/b	\$ -	n/b	\$ -	n/b	\$ -
CODE:										
Yellow (Primary)				\$ -		\$ 86,598.50		\$ -		\$ -
Green (Secondary)										
Non-Responsive- Changed UOM to Yards										
Total Zone 3				\$ 252,497.75	\$ 123,421.00		\$ 185,104.20		\$ 190,087.86	

Zone 3 Includes: Davie, Lauderhill, Plantation and Sunrise

Southeast Florida Governmental Purchasing Cooperative

Rfd Tabulation Sheet

Rfd #2022-006

AGGREGATES, TOP SOILS AND SAND

Group	Description	Quantity	Unit	Austin Tupler Trucking, Inc.		Florida Superior Sand, Inc.		True Haul, LLC		Green Dream International		
				Estimated Annual Price Per	Total Price	Unit Price	Total Price	Unit Price	Total Price	Unit Price	Total Price	
Group 4A - Aggregates												
70	Road Rock - Crushed Limerock <i>*Charge for double crush, if requested</i>	4,565	Tons	\$ 29.65	\$ 135,352.25	n/b	\$ -	\$ 26.45	\$ 120,744.25	\$ 28.26	\$ 129,006.90	
				\$ 1.50		n/a	\$ -	n/a	\$ -		\$ -	
71	Three-quarter inch Wash Rock	4,006	Tons	\$ 39.40	\$ 157,836.40	n/b	\$ -	\$ 35.45	\$ 142,012.70	\$ 80.40	\$ 322,082.40	
72	Fill as per Attached Special Specifications	6,560	Tons	\$ 24.90	\$ 163,344.00	n/b	\$ -	\$ 24.05	\$ 157,768.00	\$ 23.46	\$ 153,897.60	
73	Stabilizer Material	20	Tons	\$ 26.90	\$ 538.00	n/b	\$ -	\$ 26.45	\$ 529.00	\$ 28.26	\$ 565.20	
74	Concrete Screenings	25	Tons	\$ 38.70	\$ 967.50	n/b	\$ -	\$ 35.45	\$ 886.25	\$ 37.56	\$ 939.00	
75	Crushed Limerock 70%	3,000	Tons	\$ 29.65	\$ 88,950.00	n/b	\$ -	\$ 26.45	\$ 79,350.00	\$ 28.26	\$ 84,780.00	
76	Pea Rock	20	Tons	\$ 39.40	\$ 788.00	n/b	\$ -	\$ 35.45	\$ 709.00	\$ 37.56	\$ 751.20	
77	Rice Rock	20	Tons	\$ 39.40	\$ 788.00	n/b	\$ -	\$ 35.45	\$ 709.00	\$ 37.56	\$ 751.20	
78	#57 Rock	60	Tons	\$ 39.40	\$ 2,364.00	n/b	\$ -	\$ 35.45	\$ 2,127.00	\$ 37.56	\$ 2,253.60	
					\$ 550,928.15		\$ -		\$ 504,835.20		\$ 695,027.10	
Group 4B - Top Soils - Non-Sterile												
79	Top Soil Mix 90/10	20	Tons	\$ 116.30	\$ 2,326.00	\$ 49.85	\$ 997.00	n/b	\$ -	n/b	\$ -	
80	Top Soil Mix 80/20	100	Tons	\$ 125.28	\$ 12,528.00	\$ 57.35	\$ 5,735.00	\$ 41.40	\$ 4,140.00	n/b	\$ -	
81	Top Soil Mix 70/30	120	Tons	\$ 99.91	\$ 11,989.20	\$ 47.60	\$ 5,712.00	\$ 41.40	\$ 4,968.00	n/b	\$ -	
82	Top Soil Mix 50/50	10	Tons	\$ 41.00	\$ 410.00	n/b	\$ -	\$ 31.50	\$ 315.00	\$ 37.20	\$ 372.00	
83	Top Soil Mix 100%	6,500	Tons	\$ 32.00	\$ 208,000.00	n/b	\$ -	\$ 24.00	\$ 156,000.00	\$ 30.60	\$ 198,900.00	
84	Ortona Sand	200	Tons	\$ 60.70	\$ 12,140.00	\$ 37.00	\$ 7,400.00	\$ 43.80	\$ 8,760.00	n/b	\$ -	
85	Florida Lawn Sand	7,510	Tons	\$ 60.70	\$ 455,857.00	n/b	\$ -	\$ 18.60	\$ 139,686.00	\$ 48.00	\$ 360,480.00	
86	Mason Sand	140	Tons	\$ 59.75	\$ 8,365.00	\$ 35.20	\$ 4,928.00	\$ 57.00	\$ 7,980.00	n/b	\$ -	
87	Trap Sand #70	120	Tons	\$ 61.75	\$ 7,410.00	\$ 37.00	\$ 4,440.00	\$ 45.00	\$ 5,400.00	n/b	\$ -	
					\$ 719,025.20		\$ 29,212.00		\$ 327,249.00		\$ 559,752.00	
Group 4C - Top Soils - Sterilized												
88	Top Soil Matenal 90/10 Sterilized	20	Tons	n/b	\$ -	\$ 49.85	\$ 997.00	n/b	\$ -	n/b	\$ -	
89	Top Soil Mix 80/20 sterilized	20	Tons	n/b	\$ -	\$ 57.35	\$ 1,147.00	n/b	\$ -	n/b	\$ -	
90	Top Soil 70/30 sterilized	100	Tons	n/b	\$ -	\$ 64.85	\$ 6,485.00	n/b	\$ -	n/b	\$ -	
91	Nursery Mix sterilized	10	Tons	n/b	\$ -	n/b	\$ -	n/b	\$ -	n/b	\$ -	
92	Exotic Mix sterilized	20	Tons	n/b	\$ -	n/b	\$ -	n/b	\$ -	n/b	\$ -	
CODE:												
	Yellow (Primary)			\$ -	\$ -	\$ -	\$ 8,629.00	\$ -	\$ -	\$ -	\$ -	
	Green (Secondary)											
	Non-Responsive- Changed UOM to Yards											
	Total Zone 4				\$ 1,269,953.35	\$ 37,841.00		\$ 832,084.20		\$ 1,254,779.10		

Zone 4 Includes: Fort Lauderdale, Oakland Park and Wiltom Manors

Southeast Florida Governmental Purchasing Cooperative

Bid Tabulation Sheet

Bid #2022-002

AGGREGATES, TOP SOILS AND SAND

Group	Item Description	Quantity	Unit	Austin Tupler Trucking, Inc.		Florida Superior Sand, Inc.		True Haul, LLC		Green Dream International			
				Estimated Annual	Price	Unit Price	Total Price	Unit Price	Total Price	Unit Price	Total Price	Unit Price	Total Price
				Quantity	Per								
Group 5A - Aggregates													
93	Road Rock - Crushed Limerock	100	Tons	\$ 29.65	\$ 2,965.00	n/b	\$ -	\$ 25.55	\$ 2,555.00	\$ 25.86	\$ 2,586.00		
	*Charge for double crush, if requested			\$ 1.50		n/a		n/a		n/a			
94	Three-quarter inch Wash Rock	50	Tons	\$ 39.40	\$ 1,970.00	n/b	\$ -	\$ 34.55	\$ 1,727.50	\$ 78.00	\$ 3,900.00		
95	Fill as per Attached Special Specifications	20	Tons	\$ 24.90	\$ 498.00	n/b	\$ -	\$ 23.45	\$ 469.00	\$ 21.05	\$ 421.20		
96	Stabilizer Material	20	Tons	\$ 26.90	\$ 538.00	n/b	\$ -	\$ 25.85	\$ 517.00	\$ 25.86	\$ 517.20		
97	Concrete Screenings	200	Tons	\$ 38.70	\$ 7,740.00	n/b	\$ -	\$ 34.55	\$ 6,910.00	\$ 35.16	\$ 7,032.00		
98	Crushed Limerock 70%	25	Tons	\$ 29.65	\$ 741.25	n/b	\$ -	\$ 25.55	\$ 638.75	\$ 25.86	\$ 646.50		
99	Pea Rock	25	Tons	\$ 39.40	\$ 985.00	n/b	\$ -	\$ 34.55	\$ 863.75	\$ 35.16	\$ 879.00		
100	Rice Rock	20	Tons	\$ 39.40	\$ 788.00	n/b	\$ -	\$ 34.55	\$ 691.00	\$ 35.16	\$ 703.20		
101	#57 Rock	25	Tons	\$ 39.40	\$ 985.00	n/b	\$ -	\$ 34.55	\$ 863.75	\$ 35.16	\$ 879.00		
					\$ 17,210.25		\$ -		\$ 15,235.75		\$ 17,564.10		
Group 5B - Top Soils - Non- Sterile													
102	Top Soil Mix 90/10	20	Tons	\$ 119.30	\$ 2,386.00	\$ 49.85	\$ 997.00	n/b	\$ -	n/b	\$ -		
103	Top Soil Mix 80/20	300	Tons	\$ 128.28	\$ 38,484.00	\$ 57.35	\$ 17,205.00	\$ 40.50	\$ 12,150.00	n/b	\$ -		
104	Top Soil Mix 70/30	300	Tons	\$ 102.81	\$ 30,873.00	\$ 47.60	\$ 14,280.00	\$ 40.50	\$ 12,150.00	n/b	\$ -		
105	Top Soil Mix 50/50	20	Tons	\$ 41.00	\$ 820.00	n/b	\$ -	\$ 30.00	\$ 600.00	\$ 31.20	\$ 624.00		
106	Top Soil Mix 100%	20	Tons	\$ 32.00	\$ 640.00	n/b	\$ -	\$ 23.10	\$ 462.00	\$ 24.60	\$ 492.00		
107	Ortona Sand	20	Tons	\$ 60.70	\$ 1,214.00	\$ 37.00	\$ 740.00	\$ 32.40	\$ 648.00	n/b	\$ -		
108	Florida Lawn Sand	50	Tons	\$ 60.70	\$ 3,035.00	n/b	\$ -	\$ 17.70	\$ 885.00	\$ 42.00	\$ 2,100.00		
109	Mason Lawn Sand	20	Tons	\$ 59.75	\$ 1,195.00	\$ 35.20	\$ 704.00	\$ 45.60	\$ 912.00	n/b	\$ -		
110	Trap Sand #70	120	Tons	\$ 61.75	\$ 7,410.00	\$ 37.00	\$ 4,440.00	\$ 33.60	\$ 4,032.00	n/b	\$ -		
					\$ 86,057.00		\$ 38,366.00		\$ 31,839.00		\$ 3,216.00		
Group 5C - Top Soils - Sterilized													
111	Top Soil Material 90/10 Sterilized	100	Tons	n/b	\$ -	\$ 49.85	\$ 4,985.00	n/b	\$ -	n/b	\$ -		
112	Top Soil Mix 80/20 sterilized	100	Tons	n/b	\$ -	\$ 57.35	\$ 5,735.00	n/b	\$ -	n/b	\$ -		
113	Top Soil 70/30 sterilized	100	Tons	n/b	\$ -	\$ 64.85	\$ 6,485.00	n/b	\$ -	n/b	\$ -		
114	Nursery Mix sterilized	20	Tons	n/b	\$ -	n/b	\$ -	n/b	\$ -	n/b	\$ -		
115	Exotic Mix sterilized	20	Tons	n/b	\$ -	n/b	\$ -	n/b	\$ -	n/b	\$ -		
CODE:													
	Yellow (Primary)			\$ -	\$ -	\$ -	\$ 17,205.00	\$ -	\$ -	\$ -	\$ -		
	Green (Secondary)			\$ -	\$ -	\$ -	\$ -	\$ -	\$ -	\$ -	\$ -		
	Non-Responsive- Changed UOM to Yards			\$ -	\$ -	\$ -	\$ -	\$ -	\$ -	\$ -	\$ -		
	Total Zone 5			\$ -	\$ 103,267.25	\$ -	\$ 55,571.00	\$ -	\$ 47,074.75	\$ -	\$ 20,780.10		

Zone 5 Includes: Cooper City and Miramar

Southeast Florida Governmental Purchasing Cooperative

Bid Tabulation Sheet

Bid #2022-005

AGGREGATES, TOP SOILS AND SAND

Group	Item Description	Estimated Annual Quantity	Austin Tupler Trucking, Inc.		Florida Superior Sand, Inc.		True Haul, LLC		Green Dream International	
			Price Per	Total Price	Unit Price	Total Price	Unit Price	Total Price	Unit Price	Total Price
			Unit Price	Total Price	Unit Price	Total Price	Unit Price	Total Price	Unit Price	Total Price
Group 6A - Aggregates										
116	Road Rock - Crushed Limerock <i>*Charge for double crush, if requested</i>	1,430	Tons \$ 30.65	\$ 43,829.50	n/b	\$ -	\$ 26.45	\$ 37,823.50	\$ 25.86	\$ 36,979.80
			\$ 1.50		n/a	\$ -	n/a	\$ -	n/a	\$ -
117	Three-quarter inch Wash Rock	375	Tons \$ 40.40	\$ 15,150.00	n/b	\$ -	\$ 35.45	\$ 13,293.75	\$ 78.00	\$ 29,250.00
118	Fill as per Attached Special Specifications	325	Tons \$ 25.90	\$ 8,417.50	n/b	\$ -	\$ 24.05	\$ 7,816.25	\$ 21.05	\$ 6,844.50
119	Stabilizer Material	175	Tons \$ 27.90	\$ 4,882.50	n/b	\$ -	\$ 26.45	\$ 4,628.75	\$ 25.86	\$ 4,525.50
120	Concrete Screenings	150	Tons \$ 39.70	\$ 5,955.00	n/b	\$ -	\$ 35.45	\$ 5,317.50	\$ 35.16	\$ 5,274.00
121	Crushed Limerock 70%	325	Tons \$ 30.65	\$ 9,961.25	n/b	\$ -	\$ 23.00	\$ 7,475.00	\$ 25.86	\$ 8,404.50
122	Pea Rock	25	Tons \$ 40.40	\$ 1,010.00	n/b	\$ -	\$ 35.45	\$ 886.25	\$ 35.16	\$ 879.00
123	Rice Rock	20	Tons \$ 40.40	\$ 808.00	n/b	\$ -	\$ 35.45	\$ 709.00	\$ 35.16	\$ 703.20
124	#57 Rock	25	Tons \$ 40.40	\$ 1,010.00	n/b	\$ -	\$ 35.45	\$ 886.25	\$ 35.16	\$ 879.00
				\$ 91,023.75		\$ -		\$ 78,836.25		\$ 93,739.50
Group 6B - Top Soils - Non- Sterile										
125	Top Soil Mix 90/10	150	Tons \$ 124.55	\$ 18,682.50	\$ 49.85	\$ 7,477.50	n/b	\$ -	n/b	\$ -
126	Top Soil Mix 80/20	131	Tons \$ 133.53	\$ 17,492.43	\$ 57.35	\$ 7,512.85	\$ 41.40	\$ 5,423.40	n/b	\$ -
127	Top Soil Mix 70/30	6	Tons \$ 108.16	\$ 648.96	\$ 47.60	\$ 285.60	\$ 41.40	\$ 248.40	n/b	\$ -
128	Top Soil Mix 50/50	156	Tons \$ 42.00	\$ 6,552.00	n/b	\$ -	\$ 31.50	\$ 4,914.00	\$ 31.20	\$ 4,867.20
129	Top Soil Mix 100%	150	Tons \$ 33.00	\$ 4,950.00	n/b	\$ -	\$ 24.00	\$ 3,600.00	\$ 24.60	\$ 3,690.00
130	Ortona Sand	500	Tons \$ 60.70	\$ 30,350.00	\$ 37.00	\$ 18,500.00	\$ 43.80	\$ 21,900.00	n/b	\$ -
131	Florida Lawn Sand	45	Tons \$ 60.70	\$ 2,731.50	n/b	\$ -	\$ 18.60	\$ 837.00	\$ 42.00	\$ 1,890.00
132	Mason Sand	20	Tons \$ 59.75	\$ 1,195.00	\$ 35.20	\$ 704.00	\$ 57.00	\$ 1,140.00	n/b	\$ -
133	Trap Sand #70	50	Tons \$ 61.75	\$ 3,087.50	\$ 37.00	\$ 1,850.00	\$ 45.00	\$ 2,250.00	n/b	\$ -
				\$ 85,689.89		\$ 36,329.95		\$ 40,312.80		\$ 10,447.20
Group 6C - Top Soils - Sterilized										
134	Top Soil Material 90/10 Sterilized	275	Tons n/b	\$ -	\$ 49.85	\$ 13,708.75	n/b	\$ -	n/b	\$ -
135	Top Soil Mix 80/20 sterilized	256	Tons n/b	\$ -	\$ 57.35	\$ 14,681.60	n/b	\$ -	n/b	\$ -
136	Top Soil 70/30 sterilized	100	Tons n/b	\$ -	\$ 64.85	\$ 6,485.00	n/b	\$ -	n/b	\$ -
137	Nursery Mix sterilized	50	Tons n/b	\$ -	n/b	\$ -	n/b	\$ -	n/b	\$ -
138	Exotic Mix sterilized	50	Tons n/b	\$ -	n/b	\$ -	n/b	\$ -	n/b	\$ -
CODE:										
	Yellow (Primary)			\$ -	\$ -	\$ 34,875.35		\$ -		\$ -
	Green (Secondary)									
	Non-Responsive- Changed UOM to Yards									
	Total Zone 6			\$ 176,713.64		\$ 71,205.30		\$ 119,149.05		\$ 104,186.70

Zone 6 Includes: Dania Beach, Hallandale Beach, and Hollywood

Southeast Florida Governmental Purchasing Cooperative

Bid Tabulation Sheet

Bid #2022-008

AGGREGATES, TOP SOILS AND SAND

Group	Item Description	Quantity	Unit	Austin Tupler Trucking, Inc.		Florida Superior Sand, Inc.		True Haul, LLC		Green Dream International	
				Estimated Annual Price	Total Price	Unit Price	Total Price	Unit Price	Total Price	Unit Price	Total Price
				Per							
Group 7A - Aggregates											
139	Road Rock - Crushed Limerock	500	Tons	\$ 35.65	\$ 17,825.00	n/b	\$ -	\$ 25.85	\$ 12,925.00	\$ 25.86	\$ 12,930.00
	<i>*Charge for double crush, if requested</i>			\$ 1.50		n/a		n/a		n/a	
140	Three-quarter inch Wash Rock	20	Tons	\$ 45.40	\$ 908.00	n/b	\$ -	\$ 34.85	\$ 697.00	\$ 78.00	\$ 1,560.00
141	Fill as per Attached Special Specifications	20	Tons	\$ 30.90	\$ 618.00	n/b	\$ -	\$ 23.45	\$ 469.00	\$ 21.06	\$ 421.20
142	Stabilizer Material	20	Tons	\$ 32.90	\$ 658.00	n/b	\$ -	\$ 25.85	\$ 517.00	\$ 25.86	\$ 517.20
143	Concrete Screenings	20	Tons	\$ 44.70	\$ 894.00	n/b	\$ -	\$ 34.85	\$ 697.00	\$ 35.16	\$ 703.20
144	Crushed Limerock 70%	20	Tons	\$ 35.65	\$ 713.00	n/b	\$ -	\$ 25.85	\$ 517.00	\$ 25.86	\$ 517.20
145	Pea Rock	20	Tons	\$ 45.40	\$ 908.00	n/b	\$ -	\$ 34.85	\$ 697.00	\$ 35.16	\$ 703.20
146	Rice Rock	20	Tons	\$ 45.40	\$ 908.00	n/b	\$ -	\$ 34.85	\$ 697.00	\$ 35.16	\$ 703.20
147	#57 Rock	500	Tons	\$ 45.40	\$ 22,700.00	n/b	\$ -	\$ 34.85	\$ 17,425.00	\$ 35.16	\$ 17,580.00
					\$ 46,132.00		\$ -		\$ 34,641.00		\$ 35,635.20
Group 7B - Top Soils - Non- Sterile											
148	Top Soil Mix 90/10	20	Tons	\$ 131.80	\$ 2,636.00	\$ 50.85	\$ 1,017.00	n/b	\$ -	n/b	\$ -
149	Top Soil Mix 80/20	20	Tons	\$ 140.78	\$ 2,815.60	\$ 58.35	\$ 1,167.00	\$ 40.80	\$ 816.00	n/b	\$ -
150	Top Soil Mix 70/30	20	Tons	\$ 115.41	\$ 2,308.20	\$ 48.60	\$ 972.00	\$ 40.80	\$ 816.00	n/b	\$ -
151	Top Soil Mix 50/50	600	Tons	\$ 47.00	\$ 28,200.00	n/b	\$ -	\$ 30.00	\$ 18,000.00	\$ 25.20	\$ 15,120.00
152	Top Soil Mix 100%	20	Tons	\$ 38.00	\$ 760.00	n/b	\$ -	\$ 23.40	\$ 468.00	\$ 18.60	\$ 372.00
153	Ortona Sand	20	Tons	\$ 65.70	\$ 1,314.00	\$ 38.00	\$ 760.00	\$ 43.80	\$ 876.00	n/b	\$ -
154	Florida Lawn Sand	20	Tons	\$ 65.70	\$ 1,314.00	n/b	\$ -	\$ 18.00	\$ 360.00	\$ 36.00	\$ 720.00
155	Mason Sand	600	Tons	\$ 64.75	\$ 38,850.00	\$ 36.20	\$ 21,720.00	\$ 57.00	\$ 34,200.00	n/b	\$ -
156	Trap Sand #70	20	Tons	\$ 66.75	\$ 1,335.00	\$ 38.00	\$ 760.00	\$ 45.00	\$ 900.00	n/b	\$ -
					\$ 79,532.80		\$ 26,396.00		\$ 56,436.00		\$ 16,212.00
Group 7C - Top Soils - Sterilized											
157	Top Soil Material 90/10 Sterilized	20	Tons	n/b	\$ -	\$ 50.85	\$ 1,017.00	n/b	\$ -	n/b	\$ -
158	Top Soil Mix 80/20 sterilized	100	Tons	n/b	\$ -	\$ 58.35	\$ 5,835.00	n/b	\$ -	n/b	\$ -
159	Top Soil 70/30 sterilized	20	Tons	n/b	\$ -	\$ 65.85	\$ 1,317.00	n/b	\$ -	n/b	\$ -
160	Nursery Mix sterilized	20	Tons	n/b	\$ -	n/b	\$ -	n/b	\$ -	n/b	\$ -
161	Exotic Mix sterilized	20	Tons	n/b	\$ -	n/b	\$ -	n/b	\$ -	n/b	\$ -
CODE:											
	Yellow (Primary)				\$ -		\$ 8,169.00		\$ -		\$ -
	Green (Secondary)										
	Non-Responsive- Changed UOM to Yards										
	Total Zone 7				\$ 125,664.80		\$ 34,565.00		\$ 91,077.00		\$ 51,847.20

Zone 7 Includes: North Miami Beach

Southeast Florida Governmental Purchasing Cooperative

Bid Tabulation Sheet

Bid #2022-006

AGGREGATES, TOP SOILS AND SAND

Group	Item Description	Quantity	Unit	Austin Tupler Trucking, Inc.		Florida Superior Sand, Inc.		Tru Haul, LLC		Green Dream International	
				Estimated Annual Price Per	Total Price	Unit Price	Total Price	Unit Price	Total Price	Unit Price	Total Price
				Quantity	Per						
Group 8A - Aggregates											
162	Road Rock - Crushed Limerock <i>*Charge for double crush, if requested</i>	419	Tons	\$ 40.65	\$ 17,032.35	n/b	\$ -	\$ 41.15	\$ 17,241.85	\$ 49.86	\$ 20,891.34
				\$ 1.50		n/b		n/a		n/a	
163	Three-quarter inch Wash Rock	55	Tons	\$ 50.40	\$ 2,772.00	n/b	\$ -	\$ 50.15	\$ 2,758.25	\$ 102.00	\$ 5,610.00
164	Fill as per Attached Special Specifications	100	Tons	\$ 35.90	\$ 3,590.00	n/b	\$ -	\$ 39.05	\$ 3,905.00	\$ 45.06	\$ 4,506.00
165	Stabilizer Material	210	Tons	\$ 37.90	\$ 7,959.00	n/b	\$ -	\$ 41.45	\$ 8,704.50	\$ 49.86	\$ 10,470.60
166	Concrete Screenings	20	Tons	\$ 49.70	\$ 994.00	n/b	\$ -	\$ 50.15	\$ 1,003.00	\$ 59.16	\$ 1,183.20
167	Crushed Limerock 70%	70	Tons	\$ 40.65	\$ 2,845.50	n/b	\$ -	\$ 41.15	\$ 2,880.50	\$ 49.86	\$ 3,490.20
168	Pea Rock	70	Tons	\$ 50.40	\$ 3,528.00	n/b	\$ -	\$ 50.15	\$ 3,510.50	\$ 59.16	\$ 4,141.20
169	Rice Rock	20	Tons	\$ 50.40	\$ 1,008.00	n/b	\$ -	\$ 50.15	\$ 1,003.00	\$ 59.16	\$ 1,183.20
170	#57 Rock	50	Tons	\$ 50.40	\$ 2,520.00	n/b	\$ -	\$ 50.15	\$ 2,507.50	\$ 59.16	\$ 2,958.00
					\$ 42,248.85		\$ -		\$ 43,514.10		\$ 54,433.74
Group 8B - Top Soils - Non- Sterile											
171	Top Soil Mix 90/10	5	Tons	\$ 110.30	\$ 551.50	\$ 50.85	\$ 254.25	n/b	\$ -	n/b	\$ -
172	Top Soil Mix 80/20	80	Tons	\$ 119.28	\$ 9,542.40	\$ 58.35	\$ 4,668.00	\$ 59.10	\$ 4,728.00	n/b	\$ -
173	Top Soil Mix 70/30	102	Tons	\$ 93.91	\$ 9,578.82	\$ 48.60	\$ 4,957.20	\$ 59.10	\$ 6,028.20	n/b	\$ -
174	Top Soil Mix 50/50	60	Tons	\$ 52.00	\$ 3,120.00	n/b	\$ -	\$ 49.20	\$ 2,952.00	\$ 61.20	\$ 3,672.00
175	Top Soil Mix 100%	8	Tons	\$ 43.00	\$ 344.00	n/b	\$ -	\$ 41.70	\$ 333.60	\$ 54.60	\$ 436.80
176	Ortona Sand	1,460	Tons	\$ 60.70	\$ 88,622.00	\$ 38.00	\$ 55,480.00	\$ 46.20	\$ 67,452.00	n/b	\$ -
177	Florida Lawn Sand	65	Tons	\$ 60.70	\$ 3,945.50	n/b	\$ -	\$ 33.00	\$ 2,145.00	\$ 72.00	\$ 4,680.00
178	Mason Sand	200	Tons	\$ 59.75	\$ 11,950.00	\$ 36.20	\$ 7,240.00	\$ 58.40	\$ 11,880.00	n/b	\$ -
179	Trap Sand #70	1,325	Tons	\$ 61.75	\$ 81,818.75	\$ 38.00	\$ 50,350.00	\$ 47.40	\$ 62,805.00	n/b	\$ -
					\$ 209,472.97		\$ 122,949.45		\$ 158,323.80		\$ 8,788.80
Group 8C - Top Soils - Sterilized											
180	Top Soil Material 90/10 Sterilized	25	Tons	n/b	\$ -	\$ 50.85	\$ 1,271.25	n/b	\$ -	n/b	\$ -
181	Top Soil Mix 80/20 sterilized	50	Tons	n/b	\$ -	\$ 58.35	\$ 2,917.50	n/b	\$ -	n/b	\$ -
182	Top Soil 70/30 sterilized	25	Tons	n/b	\$ -	\$ 65.85	\$ 1,646.25	n/b	\$ -	n/b	\$ -
183	Nursery Mix sterilized	20	Tons	n/b	\$ -	n/b	\$ -	n/b	\$ -	n/b	\$ -
184	Exotic Mix sterilized	20	Tons	n/b	\$ -	n/b	\$ -	n/b	\$ -	n/b	\$ -
CODE:											
	Yellow (Primary)				\$ -		\$ 5,835.00		\$ -		\$ -
	Green (Secondary)										
	Non-Responsive- Changed UOM to Yards										
	Total Zone 8				\$ 251,721.82		\$ 128,784.45		\$ 201,837.90		\$ 63,222.54

Zone 8 Includes: Boca Raton and Boynton Beach