

Quotation - 520964

Quote Date - 09/02/25

Customer 095216

Terms - NET 30

**Account Representative WALLS - J DESTIN
/ J GUERRERO**

Quote Presented To

KENTREA WHITE
CITY OF LAUDERHILL
5581 WEST OAKLAND PARK BLVD.
FORT LAUDERDALE FL 33313

Customer Ship To

CITY OF LAUDERHILL
6279 W OAKLAND PARK BLVD
LAUDERHILL FL 33313-1200

Phone +1 (954) 730-3044

Fax +1 (954) 730-3062

Tax 85-8012740208C-7


City Of Lauderhill PD

As a result of the recent imposition of tariffs and the continued warning of potential new tariffs all Empire quotes and orders are subject to change due to the dynamic nature of the situation, including surcharges imposed by vendors.

Description	Quantity	Unit Price	Extended Price
New Layout			
1 FECTB - V.I.A.; Bracket-Ceiling track, T configuration application, X configuration application STEELCASE Tag For New Layout	6	7.17	43.02
2 FECB - V.I.A.; Cornice-Bracket ANGLE: 180 TRIM FINISH: SMOOTH METALLIC 4799 - PLATINUM METALLIC STEELCASE Tag For New Layout	12	38.46	461.52
3 FECB - V.I.A.; Cornice-Bracket ANGLE: 90 TRIM FINISH: SMOOTH METALLIC 4799 - PLATINUM METALLIC STEELCASE Tag For New Layout	4	38.46	153.84
4 FECSPB - V.I.A.; Cornice-Screw package, Package quantity 12, Bracket STEELCASE Tag For New Layout	16	9.15	146.40
5 FECSP - V.I.A.; Cornice-Screw package, Package quantity 18, Track	9	9.15	82.35

Prices will be held for 30 days but are subject to increase by manufacturer. Please be advised that this quote may not include applicable sales and use tax.

Quote authorized by:


Peter Gaslow - President
Empire Office, Inc.


ACCEPTED BY: _____

TITLE: _____ DATE: _____

Description	Quantity	Unit Price	Extended Price
5 STEELCASE Tag For New Layout			
6 FECTBE - V.I.A.; Cornice-Track, Beam TRIM FINISH: SMOOTH METALLIC 4799 - PLATINUM METALLIC STEELCASE Tag For New Layout CTB	8	249.85	1,998.80
7 FECTBEC - V.I.A.; Cornice-Track, Beam, Corner TRIM FINISH: SMOOTH METALLIC 4799 - PLATINUM METALLIC STEELCASE Tag For New Layout CTB90	4	144.81	579.24
8 FEPIMP - V.I.A.; Infeed-Multipurpose, 24L in ft WIRING SCHEMATIC: 3+1 BUILDING CONNECTION: HARDWIRE STEELCASE Tag For New Layout MPI	1	345.41	345.41
9 FEBTF - V.I.A.; Base trim-Corner, Fixed angle ANGLE: 90 PAINT FINISH: TEXTURED PAINT 7190 - PLATINUM SOLID CORNER: INNER STEELCASE Tag For New Layout	16	34.79	556.64
10 FEBTF - V.I.A.; Base trim-Corner, Fixed angle ANGLE: 90 PAINT FINISH: TEXTURED PAINT 7190 - PLATINUM SOLID CORNER: OUTER STEELCASE Tag For New Layout	4	34.79	139.16
11 FEBTS - V.I.A.; Base trim-Straight LENGTH: 120.00000 PAINT FINISH: TEXTURED PAINT 7190 - PLATINUM SOLID STEELCASE Tag For New Layout	19	26.06	495.14
12 FEPLBS - V.I.A.; Bracket-Leveler, Post, Short	2	11.91	23.82

Prices will be held for 30 days but are subject to increase by manufacturer. Please be advised that this quote may not include applicable sales and use tax.

Quote authorized by:


Peter Gaslow - President
Empire Office, Inc.


ACCEPTED BY: _____

TITLE: _____ DATE: _____

Description	Quantity	Unit Price	Extended Price
12 STEELCASE Tag For New Layout			
13 FEPMBES - V.I.A.; Bracket-Mounting, Electrical, Skin DEVICES: MODULAR STEELCASE Tag For New Layout	4	60.97	243.88
14 FEPMBES - V.I.A.; Bracket-Mounting, Electrical, Skin DEVICES: MODULAR COMMUNICATION STEELCASE Tag For New Layout	4	66.22	264.88
15 FEPPFC - V.I.A.; Faceplate-Modular, Communication PLASTIC FINISH: PLASTIC - PG1 6009 - ARCTIC WHITE FACEPLATE CONFIGURATION: RJ45 X 3 STEELCASE Tag For New Layout	4	23.34	93.36
16 FEFG - V.I.A.; Floor guide GRIPPER TYPE: SIMPLE STEELCASE Tag For New Layout	4	18.72	74.88
17 FEFT - V.I.A.; Floor track WIDTH: 32.00000 PAINT FINISH: TEXTURED PAINT 7190 - PLATINUM SOLID REF ID: ----- STEELCASE Tag For New Layout	4	20.88	83.52
18 FEFT - V.I.A.; Floor track WIDTH: 44.50000 PAINT FINISH: TEXTURED PAINT 7190 - PLATINUM SOLID REF ID: ----- STEELCASE Tag For New Layout	12	22.80	273.60
19 FEFT - V.I.A.; Floor track WIDTH: 54.00000 PAINT FINISH: TEXTURED PAINT 7190 - PLATINUM SOLID REF ID: ----- STEELCASE	4	24.26	97.04

Prices will be held for 30 days but are subject to increase by manufacturer. Please be advised that this quote may not include applicable sales and use tax.

Quote authorized by:


Peter Gaslow - President
Empire Office, Inc.


ACCEPTED BY: _____

TITLE: _____ DATE: _____

Description	Quantity	Unit Price	Extended Price
19 Tag For New Layout			
20 FEDFSLSM - V.I.A.; Frame-Door, Slider, Single, Surface mounting HEIGHT: 100.60827 WIDTH: 40.00000 FRAME FINISH: SMOOTH METALLIC 4799 - PLATINUM METALLIC HARDWARE FINISH: BRUSHED METAL 8031 - BRUSHED STAINLESS DOOR TYPE: POLISHED EDGE TOP MOUNT TYPE: CEILING MOUNT HANDEDNESS: LEFT HAND LOCK OPTIONS: NO LEVER LOCK PULL OPTION: PUSH/PULL REF ID: ----- STEELCASE Tag For New Layout V40.000/100.608L	1	988.77	988.77
21 FEDFSLSM - V.I.A.; Frame-Door, Slider, Single, Surface mounting HEIGHT: 100.60827 WIDTH: 40.00000 FRAME FINISH: SMOOTH METALLIC 4799 - PLATINUM METALLIC HARDWARE FINISH: BRUSHED METAL 8031 - BRUSHED STAINLESS DOOR TYPE: POLISHED EDGE TOP MOUNT TYPE: CEILING MOUNT HANDEDNESS: RIGHT HAND LOCK OPTIONS: NO LEVER LOCK PULL OPTION: PUSH/PULL REF ID: ----- STEELCASE Tag For New Layout V40.000/100.608R	2	988.77	1,977.54
22 FEPHN - V.I.A.; Harness-Modular LENGTH: 36.00000 WIRING SCHEMATIC: 3+1 STEELCASE Tag For New Layout HM36	2	92.84	185.68

Prices will be held for 30 days but are subject to increase by manufacturer. Please be advised that this quote may not include applicable sales and use tax.

Quote authorized by:


Peter Gaslow - President
Empire Office, Inc.

ACCEPTED BY: _____

TITLE: _____ DATE: _____

Description	Quantity	Unit Price	Extended Price
23 FEPHN - V.I.A.; Harness-Modular LENGTH: 72.00000 WIRING SCHEMATIC: 3+1 STEELCASE Tag For New Layout HM72	1	133.10	133.10
24 FERHS - V.I.A.; Horizontal-Structural WIDTH: 32.00000 SEAL FINISH: PLASTIC - PG1 6249 - PLATINUM SOLID CUTOUT CONFIGURATION: NON-CUT REF ID: ----- STEELCASE Tag For New Layout	8	36.07	288.56
25 FERHS - V.I.A.; Horizontal-Structural WIDTH: 40.00000 SEAL FINISH: PLASTIC - PG1 6249 - PLATINUM SOLID CUTOUT CONFIGURATION: NON-CUT REF ID: ----- STEELCASE Tag For New Layout	3	38.38	115.14
26 FERHS - V.I.A.; Horizontal-Structural WIDTH: 44.50000 SEAL FINISH: PLASTIC - PG1 6249 - PLATINUM SOLID CUTOUT CONFIGURATION: NON-CUT REF ID: ----- STEELCASE Tag For New Layout	24	39.68	952.32
27 FERHS - V.I.A.; Horizontal-Structural WIDTH: 54.00000 SEAL FINISH: PLASTIC - PG1 6249 - PLATINUM SOLID CUTOUT CONFIGURATION: NON-CUT REF ID: ----- STEELCASE Tag For New Layout	8	68.07	544.56
28 FEIJA2F - V.I.A.; Junction-2 way, Fixed angle, Non adjustable HEIGHT: 101.75000 ANGLE: 90	4	407.44	1,629.76

Prices will be held for 30 days but are subject to increase by manufacturer. Please be advised that this quote may not include applicable sales and use tax.

Quote authorized by:


Peter Gaslow - President
Empire Office, Inc.


ACCEPTED BY: _____

TITLE: _____ DATE: _____

Description	Quantity	Unit Price	Extended Price
28 SEAL FINISH: PLASTIC - PG1 6249 - PLATINUM SOLID HORIZONTAL HOLE COUNT: NO HORIZONTAL HOLES REF ID: ----- STEELCASE Tag For New Layout JA90			
29 FEIJA3 - V.I.A.; Junction-3 way HEIGHT: 101.75000 ANGLE: 90 SEAL FINISH: PLASTIC - PG1 6249 - PLATINUM SOLID HORIZONTAL HOLE COUNT: NO HORIZONTAL HOLES REF ID: ----- STEELCASE Tag For New Layout JA90	4	591.01	2,364.04
30 FEIJA4 - V.I.A.; Junction-4 way HEIGHT: 101.75000 SEAL FINISH: PLASTIC - PG1 6249 - PLATINUM SOLID HORIZONTAL HOLE COUNT: NO HORIZONTAL HOLES REF ID: ----- STEELCASE Tag For New Layout JA	1	782.39	782.39
31 FEPF01 - V.I.A.; Package-Screw, Frame, Intermediate STEELCASE Tag For New Layout	229	0.50	114.50
32 FEPVS - V.I.A.; Post-Structural HEIGHT: 101.75000 SEAL FINISH: PLASTIC - PG1 6249 - PLATINUM SOLID TOP MOUNT TYPE: CEILING MOUNT HORIZONTAL HOLE COUNT: NO HORIZONTAL HOLES REF ID: ----- STEELCASE Tag For New Layout	9	184.86	1,663.74
33 FEPB - V.I.A.; Power block WIRING SCHEMATIC: 3+1 STEELCASE Tag For New Layout	4	53.90	215.60

Prices will be held for 30 days but are subject to increase by manufacturer. Please be advised that this quote may not include applicable sales and use tax.

Quote authorized by:


Peter Gaslow - President
Empire Office, Inc.


ACCEPTED BY: _____

TITLE: _____ DATE: _____

Description	Quantity	Unit Price	Extended Price
34 FEPRC - V.I.A.; Receptacle PLASTIC FINISH: PLASTIC - PG1 6009 - ARCTIC WHITE WIRING SCHEMATIC: 3+1 LINE NUMBER: LINE 1 GROUND TYPE: SYSTEM AMP TYPE: 15 AMP CONTROLLED STAMP: NO STAMP STEELCASE Tag For New Layout	8	21.37	170.96
35 FEIJBS - V.I.A.; Seal-Junction, Bottom STEELCASE Tag For New Layout JBS	9	12.81	115.29
36 FEFTS - V.I.A.; Spring-Floor track STEELCASE Tag For New Layout	55	6.08	334.40
37 FEFHCGLB - V.I.A.; Bracket-Load, Captured glass STEELCASE Tag For New Layout	16	4.56	72.96
38 FEFHCGL - V.I.A.; Bracket-Locking, Captured glass BRACKET TYPE: NO SPACER STEELCASE Tag For New Layout	80	15.70	1,256.00
39 FEFHCGL - V.I.A.; Bracket-Non locking, Captured glass BRACKET TYPE: NO SPACER STEELCASE Tag For New Layout	16	13.41	214.56
40 FEFHCGL - V.I.A.; Bracket-Non locking, Captured glass BRACKET TYPE: SPACER STEELCASE Tag For New Layout	16	13.41	214.56
41 FEFHCGL - V.I.A.; Brackets-T nut, Captured glass, Package 25 STEELCASE Tag For New Layout	1	19.49	19.49
42 FEIJCO - V.I.A.; Cover-Junction, Outer HEIGHT: 99.46654	2	181.52	363.04

Prices will be held for 30 days but are subject to increase by manufacturer. Please be advised that this quote may not include applicable sales and use tax.

Quote authorized by:


Peter Gaslow - President
Empire Office, Inc.


ACCEPTED BY: _____

TITLE: _____ DATE: _____

Description	Quantity	Unit Price	Extended Price
42 ANGLE: 180 COVER FINISH: SMOOTH METALLIC 4799 - PLATINUM METALLIC BOTTOM ALIGNMENT: TO FLOOR REF ID: ----- STEELCASE Tag For New Layout JC			
43 FEIJCO - V.I.A.; Cover-Junction, Outer HEIGHT: 99.46654 ANGLE: 180 COVER FINISH: SMOOTH METALLIC 4799 - PLATINUM METALLIC BOTTOM ALIGNMENT: TO SKIN REF ID: ----- STEELCASE Tag For New Layout JC	2	181.52	363.04
44 FEIJCO - V.I.A.; Cover-Junction, Outer HEIGHT: 99.46654 ANGLE: 90 COVER FINISH: SMOOTH METALLIC 4799 - PLATINUM METALLIC REF ID: ----- STEELCASE Tag For New Layout JC	4	181.52	726.08
45 FEFRCGS - V.I.A.; Frame-Captured glass, Single glazed, Side A, Side B HEIGHT: 99.46654 WIDTH: 32.00000 FRAME A FINISH: SMOOTH METALLIC 4799 - PLATINUM METALLIC FRAME B FINISH: SMOOTH METALLIC 4799 - PLATINUM METALLIC GLASS OPTION: WITH GLASS GLASS A FINISH: NON-SIDED GLASS 6500 - CLEAR GLASS GLASS A THICKNESS: 0.25000 TOP MOUNT TYPE: CEILING MOUNT BOTTOM MOUNT TYPE: FLOOR MOUNT REF ID: -----	4	699.65	2,798.60

Prices will be held for 30 days but are subject to increase by manufacturer. Please be advised that this quote may not include applicable sales and use tax.

Quote authorized by:


Peter Gaslow - President
Empire Office, Inc.


ACCEPTED BY: _____

TITLE: _____ DATE: _____

Description	Quantity	Unit Price	Extended Price
45 STEELCASE Tag For New Layout			
46 FESSS - V.I.A.; Skin-Solid, Steel HEIGHT: 99.46654 WIDTH: 44.50000 SKIN FINISH: SMOOTH PAINT 4242 - MILK SMOOTH TOP MOUNT TYPE: CEILING MOUNT BOTTOM MOUNT TYPE: FLOOR MOUNT CUTOUT COUNT: 1 HOLE CUTOUT TYPE 1: COMMUNICATION ONLY - MODULAR CUTOUT X POSITION 1: 14.88189 CUTOUT Y POSITION 1: 8.96260 REF ID: ----- STEELCASE Tag For New Layout	1	702.54	702.54
47 FESSS - V.I.A.; Skin-Solid, Steel HEIGHT: 99.46654 WIDTH: 44.50000 SKIN FINISH: SMOOTH PAINT 4242 - MILK SMOOTH TOP MOUNT TYPE: CEILING MOUNT BOTTOM MOUNT TYPE: FLOOR MOUNT CUTOUT COUNT: 1 HOLE CUTOUT TYPE 1: COMMUNICATION ONLY - MODULAR CUTOUT X POSITION 1: 29.61811 CUTOUT Y POSITION 1: 8.96260 REF ID: ----- STEELCASE Tag For New Layout	1	702.54	702.54
48 FESSS - V.I.A.; Skin-Solid, Steel HEIGHT: 99.46654 WIDTH: 44.50000 SKIN FINISH: SMOOTH PAINT 4242 - MILK SMOOTH TOP MOUNT TYPE: CEILING MOUNT BOTTOM MOUNT TYPE: FLOOR MOUNT CUTOUT COUNT: 1 HOLE CUTOUT TYPE 1: COMMUNICATION ONLY - MODULAR	1	702.54	702.54

Prices will be held for 30 days but are subject to increase by manufacturer. Please be advised that this quote may not include applicable sales and use tax.

Quote authorized by:


Peter Gaslow - President
Empire Office, Inc.


ACCEPTED BY: _____

TITLE: _____ DATE: _____

Description	Quantity	Unit Price	Extended Price
48 CUTOUT X POSITION 1: 36.90157 CUTOUT Y POSITION 1: 8.96260 REF ID: ----- STEELCASE Tag For New Layout			
49 FESSS - V.I.A.; Skin-Solid, Steel HEIGHT: 99.46654 WIDTH: 44.50000 SKIN FINISH: SMOOTH PAINT 4242 - MILK SMOOTH TOP MOUNT TYPE: CEILING MOUNT BOTTOM MOUNT TYPE: FLOOR MOUNT CUTOUT COUNT: 1 HOLE CUTOUT TYPE 1: COMMUNICATION ONLY - MODULAR CUTOUT X POSITION 1: 7.59843 CUTOUT Y POSITION 1: 8.96260 REF ID: ----- STEELCASE Tag For New Layout	1	702.54	702.54
50 FESSS - V.I.A.; Skin-Solid, Steel HEIGHT: 99.46654 WIDTH: 44.50000 SKIN FINISH: SMOOTH PAINT 4242 - MILK SMOOTH TOP MOUNT TYPE: CEILING MOUNT BOTTOM MOUNT TYPE: FLOOR MOUNT CUTOUT COUNT: NO HOLES REF ID: ----- STEELCASE Tag For New Layout	20	697.72	13,954.40
51 FESSS - V.I.A.; Skin-Solid, Steel HEIGHT: 99.46654 WIDTH: 54.00000 SKIN FINISH: SMOOTH PAINT 4242 - MILK SMOOTH TOP MOUNT TYPE: CEILING MOUNT BOTTOM MOUNT TYPE: FLOOR MOUNT CUTOUT COUNT: 1 HOLE CUTOUT TYPE 1: MODULAR DOUBLE	2	853.22	1,706.44

Prices will be held for 30 days but are subject to increase by manufacturer. Please be advised that this quote may not include applicable sales and use tax.

Quote authorized by:


Peter Gaslow - President
Empire Office, Inc.


ACCEPTED BY: _____

TITLE: _____ DATE: _____

Description	Quantity	Unit Price	Extended Price
51 CUTOUT X POSITION 1: 14.68504 CUTOUT Y POSITION 1: 8.96260 REF ID: ---- STEELCASE Tag For New Layout			
52 FESSS - V.I.A.; Skin-Solid, Steel HEIGHT: 99.46654 WIDTH: 54.00000 SKIN FINISH: SMOOTH PAINT 4242 - MILK SMOOTH TOP MOUNT TYPE: CEILING MOUNT BOTTOM MOUNT TYPE: FLOOR MOUNT CUTOUT COUNT: 1 HOLE CUTOUT TYPE 1: MODULAR DOUBLE CUTOUT X POSITION 1: 39.31496 CUTOUT Y POSITION 1: 8.96260 REF ID: ---- STEELCASE Tag For New Layout	2	853.22	1,706.44
53 FESSS - V.I.A.; Skin-Solid, Steel HEIGHT: 99.46654 WIDTH: 54.00000 SKIN FINISH: SMOOTH PAINT 4242 - MILK SMOOTH TOP MOUNT TYPE: CEILING MOUNT BOTTOM MOUNT TYPE: FLOOR MOUNT CUTOUT COUNT: NO HOLES REF ID: ---- STEELCASE Tag For New Layout	4	843.07	3,372.28
54 FEI90T - V.I.A.; Trim-Junction, Inner, 90 degree HEIGHT: 99.46654 COVER FINISH: TEXTURED PAINT 7190 - PLATINUM SOLID REF ID: ---- STEELCASE Tag For New Layout JT	16	50.78	812.48
55 442F0003MP - Screw - Metric, Tapping, Buttonhead, Taptite, M5X10, Quantity 25	1	30.50	30.50

Prices will be held for 30 days but are subject to increase by manufacturer. Please be advised that this quote may not include applicable sales and use tax.

Quote authorized by:


Peter Gaslow - President
Empire Office, Inc.


ACCEPTED BY: _____

TITLE: _____ DATE: _____

Description	Quantity	Unit Price	Extended Price
55 STEELCASE Tag For New Layout			
56 FEDTSLB - V.I.A.; Bracket-Door track, Slider HEIGHT: 100.60827 PAINT FINISH: SMOOTH METALLIC 4799 - PLATINUM METALLIC TOP MOUNT TYPE: CEILING MOUNT BRACKET TYPE: L LEFT REF ID: ----- STEELCASE Tag For New Layout	3	99.31	297.93
57 FEDTSLB - V.I.A.; Bracket-Door track, Slider HEIGHT: 100.60827 PAINT FINISH: SMOOTH METALLIC 4799 - PLATINUM METALLIC TOP MOUNT TYPE: CEILING MOUNT BRACKET TYPE: L RIGHT REF ID: ----- STEELCASE Tag For New Layout	3	99.31	297.93
58 FEDTSLB - V.I.A.; Bracket-Door track, Slider HEIGHT: 100.60827 PAINT FINISH: SMOOTH METALLIC 4799 - PLATINUM METALLIC TOP MOUNT TYPE: CEILING MOUNT BRACKET TYPE: T CENTER REF ID: ----- STEELCASE Tag For New Layout	3	99.31	297.93
59 FEDLSLPSM - V.I.A.; Leaf-Door, Slider, Polished edge, Single, Surface mounting HEIGHT: 100.60827 WIDTH: 40.00000 GLASS FINISH: NON-SIDED GLASS 6500 - CLEAR GLASS BOTTOM TRIM FINISH: SMOOTH METALLIC 4799 - PLATINUM METALLIC GLASS THICKNESS: 0.50000 TOP MOUNT TYPE: CEILING MOUNT HANDEDNESS: LEFT HAND	1	1,482.31	1,482.31

Prices will be held for 30 days but are subject to increase by manufacturer. Please be advised that this quote may not include applicable sales and use tax.

Quote authorized by:


Peter Gaslow - President
Empire Office, Inc.


ACCEPTED BY: _____

TITLE: _____ DATE: _____

Description	Quantity	Unit Price	Extended Price
59 LATCH PREPARATION: PUSH/PULL ACOUSTIC SEAL: DROP SEAL REF ID: ----- STEELCASE Tag For New Layout			
60 FEDSLPSM - V.I.A.; Leaf-Door, Slider, Polished edge, Single, Surface mounting HEIGHT: 100.60827 WIDTH: 40.00000 GLASS FINISH: NON-SIDED GLASS 6500 - CLEAR GLASS BOTTOM TRIM FINISH: SMOOTH METALLIC 4799 - PLATINUM METALLIC GLASS THICKNESS: 0.50000 TOP MOUNT TYPE: CEILING MOUNT HANDEDNESS: RIGHT HAND LATCH PREPARATION: PUSH/PULL ACOUSTIC SEAL: DROP SEAL REF ID: ----- STEELCASE Tag For New Layout	2	1,482.31	2,964.62
61 FEDTSLSMB - V.I.A.; Track-Door, Slider, Single, Surface mounting, Basic WIDTH: 76.00000 TRACK FINISH: SMOOTH METALLIC 4799 - PLATINUM METALLIC HARDWARE OPTION: HARDWARE DOOR TYPE: POLISHED EDGE HANDEDNESS: LEFT HAND END CONFIGURATION - LEFT: ACTUAL END CONFIGURATION - RIGHT: ACTUAL UTILITY PANEL: NO UTILITY PANEL END NOTCH: LEFT NOTCH BRACKET HOLE COUNT: 1 HOLE 1ST BRACKET HOLE LOCATION: 36.00000 REF ID: ----- STEELCASE Tag For New Layout	1	983.52	983.52
62 FEDTSLSMB - V.I.A.; Track-Door, Slider, Single, Surface mounting,	2	983.52	1,967.04

Prices will be held for 30 days but are subject to increase by manufacturer. Please be advised that this quote may not include applicable sales and use tax.

Quote authorized by:


Peter Gaslow - President
Empire Office, Inc.


ACCEPTED BY: _____

TITLE: _____ DATE: _____

Description	Quantity	Unit Price	Extended Price
62 Basic WIDTH: 76.00000 TRACK FINISH: SMOOTH METALLIC 4799 - PLATINUM METALLIC HARDWARE OPTION: HARDWARE DOOR TYPE: POLISHED EDGE HANDEDNESS: RIGHT HAND END CONFIGURATION - LEFT: ACTUAL END CONFIGURATION - RIGHT: ACTUAL UTILITY PANEL: NO UTILITY PANEL END NOTCH: RIGHT NOTCH BRACKET HOLE COUNT: 1 HOLE 1ST BRACKET HOLE LOCATION: 40.00000 REF ID: ----- STEELCASE Tag For New Layout			
63 FEPRCT - V.I.A.; Trim-Receptacle, Power and communication PLASTIC FINISH: PLASTIC - PG1 6009 - ARCTIC WHITE CUTOUT TYPE: COMMUNICATIONS STEELCASE Tag For New Layout	4	5.38	21.52
64 FEPRCT - V.I.A.; Trim-Receptacle, Power and communication PLASTIC FINISH: PLASTIC - PG1 6009 - ARCTIC WHITE CUTOUT TYPE: POWER STEELCASE Tag For New Layout	8	5.38	43.04
Sub Total			57,509.72
Total			57,509.72
66 -DELIVERY & INSTALL- - Estimated costs to receive, redeliver, stage and install the above quoted products. PRICING LABOR NOTES: - SCOPE: 103 LF/ 4 Sliding Door - Delivery during REGULAR Hrs - Installation during REGULAR Hrs - Area of delivery/ Install to be free & Clear - Price based on NON UNION Labor - Based on (1) Site visit to Field Measure EMPIRE OFF	1	19,750.55	19,750.55

Prices will be held for 30 days but are subject to increase by manufacturer. Please be advised that this quote may not include applicable sales and use tax.

Quote authorized by:


Peter Gaslow - President
Empire Office, Inc.


ACCEPTED BY: _____

TITLE: _____ DATE: _____

Description	Quantity	Unit Price	Extended Price
67 PROJECT NOTES - - Film on glass or distraction markers are Excluded - Final Cylinders, Cores, and Keying are EXCLUDED. - Supply and install of blocking behind partitions and header By Others - Freight Included - Empire WH Storage is covered for a period of 30 Days ONLY. Additional storage fees will be incurred by the customer beyond the 30 Day period coverage if the jobsite is not ready for the delivery of the material. ***** NOTE ***** A PURCHASE ORDER WILL BE REQUIRED TO AND/OR SIGNED PROPOSAL TO INITIATE THIS ORDER. DEPOSIT REQUIREMENTS & FINAL CREDIT TERMS WILL DEPEND ON COMPANY'S CREDIT RATING. NO TAX HAS BEEN APPLIED TO THIS PROPOSAL IF A CERTIFICATE OF CAPITAL IMPROVEMENT CAN BE PROVIDED FOR THIS PROJECT, THEN TAX WILL BE REMOVED FROM THE LABOR PORTION. ***** CURRENT LEAD TIMES ARE 6-7 WEEKS FOR FABRICATION OF STANDARD PRODUCT "AFTER" RECEIPT OF APPROVED SHOP DRAWINGS, FINISH SAMPLES, FINAL FIELD DIMENSIONS AND HARDWARE SCHEDULES {IF APPLICABLE}. NOTE: ANY MISSING FIELD DIMENESIONS OR INFORMATIONS NEEDED MAY DELAY THE ORDER ***** SUPPLY AND INSTALL OF BLOCKING,BRACING AND SUPPORT REQUIRED ARE PROVIDED BY THE CONTRACTOR. ***** PRICE IS BASED ON A SINGLE PHASE. IF MULTIPLE PHASING IS REQUIRED, ADDITIONAL CHARGES WILL BE INCURED BY CUSTOMER. ***** PRICE IS BASED ON UNENCUMBERED ACCESS TO THE BUILDING'S LOADING DOCK AND MATERIAL FITTING INTO THE FREIGHT ELEVATOR ASSOCIATED COSTS FOR HOIST CHARGES, WALK UP OF MATERIAL OR SPECIAL FIELD ASSEMBLY ARE NOT INCLUDED. *****	1	N/C	N/C

Prices will be held for 30 days but are subject to increase by manufacturer. Please be advised that this quote may not include applicable sales and use tax.

Quote authorized by:


Peter Gaslow - President
Empire Office, Inc.

ACCEPTED BY: _____

TITLE: _____ DATE: _____

Description	Quantity	Unit Price	Extended Price
67 CHANGES BY THE CUSTOMER {OR THEIR REPRESENTATIVES} TO SCOPE, SPECIFICATION OR SCHEDULE MAY RESULT IN AN INCREASE IN PRICE AND/ OR MAY AFFECT THE TIME OF COMPLETION. ***** EMPIRE IS NOT RESPONSIBLE FOR FINAL FRAME OR GLASS CLEANING. ***** EMPIRE OFF			
Quotation Totals			
Sub Total			77,260.27
Grand Total			77,260.27

End of Quotation

Prices will be held for 30 days but are subject to increase by manufacturer. Please be advised that this quote may not include applicable sales and use tax.

Quote authorized by: 
Peter Gaslow - President
Empire Office, Inc.

ACCEPTED BY: _____
TITLE: _____ DATE: _____

Empire Office, Inc. Standard Terms & Conditions of Sale

- These Terms & Conditions are superseded by any contradictory terms and conditions included in a contract between Empire Office, Inc. ("Empire") and client in effect at the time of quote approval.
- If no contract between Empire and client is in effect at the time of quote approval, the parties shall be bound by these Terms and Conditions, irrespective of whether or not client accepts these Terms and Conditions by written acknowledgement, by implication, or acceptance and payment of goods and services ordered hereunder. Except for credit and payment terms that are subject to change based on Empire's Credit Department review, these Terms and Conditions will continue to apply to all subsequent orders, unless otherwise agreed in writing.
- Payment and Terms: Unless different credit terms were agreed in writing between client and Empire, a deposit of 50% of the purchase price is required upon order placement, 40% is payable on delivery (or any part thereof), and 10% is payable upon completion of installation (or any part thereof). It is expressly understood that the final invoice is due and payable regardless of the presence or extent of punch list items. Empire's invoices are due when received by client. A 3% credit card processing fee will be added to each invoice (including on taxes) if client prefers to use this method of payment. If a product management, in/out or any other fee applies to this quote, these fees shall be disclosed to client prior to order placement. A service charge at the highest interest rate permitted by local law will be assessed on past due invoices, accruing on a daily basis from the invoice's original due date. In addition to the service charge, client shall pay legal fees incurred by Empire in connection with collection of past due invoices. Client agrees that in the event of any default in payment, Empire, at its option, may repossess all of the product at client's expense, if such payment default is not cured within 30 days from its original due date.
- Returns, Changes and Cancellations: Upon Empire's order placement with its vendors, orders cannot be changed or cancelled without Empire's written consent. Product is not returnable. The costs of approved changes and/or cancellations are the responsibility of client, including any lost vendor deposits, design and administrative work performed by Empire to implement the changes as well as any charges incurred by Empire from its vendors relating to such changes or cancellations. In addition to the charges mentioned herein, in case of cancellation or reduction in scope, Empire shall charge client 20% of the quoted purchase price for Empire's overhead. Any scope changes at the request of client (or anyone acting on client's behalf) or due to site conditions, will be chargeable based on Empire's standard labor rates applicable to the relevant market regardless of whether such change was requested or approved in writing by client. Such charges shall be invoiced together with Empire's final invoice upon completion of installation (or any part thereof).
- Design: Client acknowledges that in the event the order includes design services, client is allowed one design change at no cost to client, unless otherwise agreed in writing. Any subsequent changes not due to any act or omission of Empire will result in additional charges to client at Empire's rates for design services in the relevant market.
- Delivery and Installation: Unless otherwise agreed in writing between client and Empire: (a) Empire will deliver and install during normal business hours 8:00 AM and 4:00 PM, Monday through Friday, (b) client will be responsible for overtime premium for work performed outside normal business hours, and (c) client will be responsible for required prevailing wage or union labor and related benefits even if not specifically detailed in writing on Empire's quote. It is the responsibility of client, or someone acting on client's behalf, to be present at time of delivery and installation, to acknowledge receipts and verify the condition of the product delivered. Client's failure to sign for receipt may result in either a redelivery via an additional trip by Empire, at an additional cost to client, or deemed acceptance of the delivery as to volume, condition, and specification. If client makes any changes to the delivery schedule within three business days of the scheduled delivery day, client shall be responsible for all direct costs associated with the cancelled delivery in addition to all costs associated with the rescheduled delivery. Any such charges shall be added to and invoiced together with the delivery invoice. If Empire is unable for any reason outside of Empire's control to deliver the product in accordance with client's original scheduled delivery date, client will be invoiced for the full amount of product upon the earlier to occur of: (a) Empire's attempt to deliver the product; or (b) the date originally scheduled for delivery. Title to the product passes to client only when the purchase price and all other charges hereunder have been paid in full, provided, however, risk of loss shall transfer to client upon delivery of product. Any product protection provided by Empire after transfer of risk of loss shall be at a price to be agreed upon between the parties.
- Condition of Job Site: The job site must be clean and free of all other trades and construction debris prior to delivery and installation, with sufficient electrical current, HVAC, elevator service and a secure final plan proposed location. Client is responsible for obtaining all permits and scheduling all elevators, elevator operators, security, hoisting, loading docks (available for Empire's exclusive use during Empire's delivery), power and any other building services needed. Failure to provide a job site in the proper condition may result in installation delays and/or additional charges, at Empire's sole discretion.
- Partial deliveries can be made at client's request or if conditions on site require them and will be subject to an additional charge.
- Storage: Product quoted to be delivered to a storage facility can be held without cost for up to 30 days. Any product that: (i) was quoted to be delivered to site and was redirected to a storage facility, (ii) is owned by client and brought and held in a storage facility, or (iii) was quoted to be delivered to a storage facility and held beyond 30 days due to reasons outside of Empire's control, will incur a storage fee calculated based on Empire's then current rate per square foot in the relevant market multiplied by the relevant square footage.
- Warranties, Maintenance & Repair: It is client's responsibility to have someone acting on client's behalf perform a walk-through with Empire of the job site within five (5) business days following the completion of installation. If Empire's performance is not in accordance with the specifications of the work or the executed quote, it will be noted on the punch list to be provided by Empire to client following the walk-through. If client declines or is not available to do the walk-through within the five (5) business days period, it shall be deemed to have fully accepted the work. Damaged product will be modified to conform to the specifications of the order, or will be replaced, at Empire's sole discretion. Empire hereby fully disclaims any product warranty, expressed or implied. All claims for breach of product warranty, expressed or implied shall be made solely upon the vendor and the vendor shall be responsible for any re-delivery and installation costs related to such defective product. Empire will provide the necessary service, at no charge to client, to correct defects caused solely by Empire's delivery or installation services. Non-warranty repairs and maintenance will be performed at Empire's standard rates. THE FOREGOING IS IN LIEU OF ANY OTHER WARRANTY, EXPRESS, IMPLIED OR STATUTORY, INCLUDING THE IMPLIED WARRANTIES OF MERCHANTABILITY AND FITNESS FOR A PARTICULAR PURPOSE, ALL OF WHICH OTHER WARRANTIES ARE HEREBY EXPRESSLY DISCLAIMED BY EMPIRE. CLIENT ASSUMES ALL RISK OF LOSS RELATED TO ANY CLAIMS THAT THE PRODUCT AS INSTALLED BY EMPIRE DOES NOT COMPLY WITH ANY APPLICABLE LAWS, INCLUDING, WITHOUT LIMITATION, ANY AND ALL APPLICABLE CURRENT OR FUTURE LAWS REGARDING HEALTH AND SAFETY IN THE WORKPLACE.
- Use of Materials and Name: Empire may list the project and client in its published lists of its clients and projects, including on its website. Empire may also use copies of images and videos of the project and related content for its portfolio purposes in connection with its marketing materials provided to prospective clients and other interested parties.
- Confidentiality: Any information disclosed relating to the product or the quotes that are subject of these Terms and Conditions shall be confidential.
- Force Majeure: Empire shall not be liable for any damages resulting from: any delay or failure of performance arising from any cause not reasonably within Empire's control, including, without limitation, accidents to, breakdowns or mechanical failure of machinery or equipment, however caused; strikes or other labor troubles, shortage of labor; transportation, raw materials, energy sources, or failure of usual means of supply; fire; flood; war, declared or undeclared; epidemics, pandemics, insurrection; riots; acts of God or the public enemy, or priorities, allocations or limitations or other acts required or requested by Federal, State or local governments or any of their sub-divisions, bureaus or agencies related to the foregoing or otherwise. Upon the occurrence of any of the foregoing, Empire may, at its option and without penalty, (i) cancel the order, or (ii) delay performance hereunder for any period reasonably necessary due to any of the foregoing, during which time these Terms and Conditions shall remain in full force and effect, and may increase the purchase price hereunder by the amount of increased costs incurred by Empire due to any of the foregoing events, including, without limitation, any increased materials, supplies, services, labor or overhead.
- LIMITATION OF LIABILITY: EMPIRE SHALL NOT BE LIABLE FOR ANY INDIRECT, INCIDENTAL OR CONSEQUENTIAL DAMAGES, HOWSOEVER CAUSED, INCLUDING BUT NOT LIMITED TO, ANY LOST PROFITS, LOSS OF DEPOSITS OR ADVANCES PROVIDED BY CLIENT TO EMPIRE IF SUCH DEPOSITS WERE EXTENDED BY EMPIRE TO ITS VENDORS WHO FAIL TO PERFORM PROPERLY AND COMPLETELY, LOST SAVINGS, PUNITIVE, EXEMPLARY, AGGRAVATED OR ECONOMIC DAMAGES, ARISING OUT OF THE PRODUCT OR SERVICES PROVIDED BY EMPIRE OR OTHERWISE RELATED TO THESE TERMS AND CONDITIONS, EVEN IF EMPIRE OR ANY OF ITS LAWFUL AGENTS, CONTRACTORS, EMPLOYEES OR AFFILIATES HAVE BEEN ADVISED OF THE POSSIBILITY OF SUCH DAMAGES OR CLAIMS. IN NO CASE WILL EMPIRE'S TOTAL LIABILITY ARISING UNDER ANY CAUSE WHATSOEVER (INCLUDING WITHOUT LIMITATION BREACH OF CONTRACT, BREACH OF WARRANTY, NEGLIGENCE, GROSS NEGLIGENCE OR OTHERWISE) BE GREATER THAN THE AMOUNT ACTUALLY PAID TO EMPIRE BY CLIENT FOR THE SPECIFIC PRODUCTS AND SERVICES PURCHASED BY CLIENT AND TO WHICH THE CLAIM RELATES.
- Indemnification: Client agrees to release, indemnify, defend and hold Empire, its officers, agents, and employees harmless from any losses or claims of whatsoever kind or nature, including, without limitation, any deposits paid by Empire to any supplier, in each case, to the extent arising out of or incidental to Empire's performance of work hereunder, except to the extent caused by the gross negligence or willful misconduct of Empire.

These Terms and Conditions have been reviewed and accepted by:

Signature	Company	Date
Print Name	Print Title	

Prices will be held for 30 days but are subject to increase by manufacturer. Please be advised that this quote may not include applicable sales and use tax.

Quote authorized by:

Peter Gaslow - President
Empire Office, Inc.

ACCEPTED BY: _____

TITLE: _____ DATE: _____

Quote Presented To

CITY OF LAUDERHILL
5581 WEST OAKLAND PARK BLVD.
FORT LAUDERDALE FL 33313

Customer Ship To

KENTREA WHITE
CITY OF LAUDERHILL
5581 WEST OAKLAND PARK BLVD.
FORT LAUDERDALE FL 33313

Phone +1 (954) 730-3044

Phone +1 (954) 730-3044

Tax 85-8012740208C-7

Police Dept -1st and 2nd Floor Furniture

As a result of the recent imposition of tariffs and the continued warning of potential new tariffs all Empire quotes and orders are subject to change due to the dynamic nature of the situation, including surcharges imposed by vendors.

Description	Quantity	Unit Price	Extended Price
-------------	----------	------------	----------------

201-LANDING AREA

1	KC7222218MGW2 - FRILL, 17H, ROUND COFFEE TABLE, WOOD, BEECH STANDARD GROUP 1 STD AUTUMN AC CINDER 462 KIMBALL OF Tag For 201-LANDING AREA 22RD17	1	1,745.52	1,745.52
2	KC6G12 - THATCHER, GUEST, ONE SEAT, BEECH ARCCOM GRADE C ARCC TERRA BLUEBERRY TERR_65315 ARCCOM GRADE C ARCC TERRA BLUEBERRY TERR_65315 STANDARD GROUP 1 STD AUTUMN AC 793Q_SADDLE BROWN KIMBALL OF Tag For 201-LANDING AREA THATCHER	2	1,954.26	3,908.52

Sub Total	5,654.04
Total	5,654.04

203-CHIEF'S CONFERENCE

Prices will be held for 30 days but are subject to increase by manufacturer. Please be advised that this quote may not include applicable sales and use tax.


Quote authorized by: 
Peter Gaslow - President
Empire Office, Inc.

ACCEPTED BY: _____
TITLE: _____ DATE: _____

Description	Quantity	Unit Price	Extended Price
3 65K24102WSRL - ALTERNA, 24DX102W, SURFACE, LAMINATE 1/8" (3MM) VINYL RIM P STANDARD .5MM EDGE X STANDARD GROUP 1 STD AUTUMN 2 AC2 AUTUMN CHERRY AC2 KIMBALL OF Tag For 203-CHIEF'S CONFERENCE 24102WSRL	1	383.88	383.88
4 65K242433CBD1H2LL - ALTERNA, 24DX24WX33H, CABINET, BASE, 1 DRAWER/DOUBLE DOORS, TFL LINEAR,CLEAR ANODIZED 97_486 SPECIFY CORE SEPARATELY KS CONCEALED HINGE STD ONE ADJUSTABLE SHELF A1 AUTUMN CHERRY AC2 AUTUMN CHERRY AC2 KIMBALL OF Tag For 203-CHIEF'S CONFERENCE 242433CBD1H2LL	2	805.56	1,611.12
5 65K242433CBH1LLL - ALTERNA, 24DX24WX33H, CABINET, BASE, HINGED SINGLE DOOR, LEFT, TFL LINEAR,CLEAR ANODIZED 97_486 NON-LOCKING X CONCEALED HINGE STD NO SHELVES X AUTUMN CHERRY AC KIMBALL OF Tag For 203-CHIEF'S CONFERENCE 242433CBH1LLL	1	1,325.94	1,325.94
6 65K242433CBWBLL - ALTERNA, 24DX24WX33H, CABINET, BASE, WASTE BIN, TFL LINEAR,CLEAR ANODIZED 97_486 NON-LOCKING X AUTUMN CHERRY AC2 AUTUMN CHERRY AC2 KIMBALL OF Tag For 203-CHIEF'S CONFERENCE 242433CBWBLL	1	914.76	914.76
7 65K5404CFMLL - ALTERNA, 54WX4H, TOE KICK, TFL AUTUMN CHERRY AC2 KIMBALL OF Tag For 203-CHIEF'S CONFERENCE 5404CFMLL	2	55.44	110.88

Prices will be held for 30 days but are subject to increase by manufacturer. Please be advised that this quote may not include applicable sales and use tax.

Quote authorized by:


Peter Gaslow - President
Empire Office, Inc.

ACCEPTED BY: _____

TITLE: _____ DATE: _____

Description	Quantity	Unit Price	Extended Price
8 65K020633CBFLL - ALTERNA, 6WX33H, FILLER PANEL, BASE CABINET, TFL AUTUMN CHERRY AC2 KIMBALL OF Tag For 203-CHIEF'S CONFERENCE 020633CBFLL	2	69.30	138.60
9 74K48120SRTL - DOCK, 48DX120W, MEETING TABLE TOP, SOFT RECTANGLE, HPL, P RIM 1/8" MOLDED VIN P C7,9.8X11,INS L&R,CUTOUTONLY C7ILR_CUTOUT STANDARD GROUP 1 STD AUTUMN 2 AC2 AUTUMN CHERRY AC2 MODIFIED DEPTH 0000008461 NO MODIFIED DEPTH (STANDARD) X MODIFIED WIDTH 0000008466 NO MODIFIED WIDTH (STANDARD) X KIMBALL OF Tag For 203-CHIEF'S CONFERENCE 74K48120SRTL	1	1,519.14	1,519.14
10 NW5151 - Newton Grand Scale Exec High Back w/Poly Arms & Base Fabric Grade Selection: B: Grade B Spradling: Spradling Fabric Modena: Modena MOD-2025: Graphite Arms (AO1): BAC: Black Polyurethane Arm Caps (standard) Control (CO1): SWT: Swivel Tilt Mechanism (Standard) Base (BO1): A: Aluminum Base CSR: Casters (Standard) JSI Tag For 203-CHIEF'S CONFERENCE NW5151	10	766.46	7,664.60
11 98KG43AELPGSV - PERKS, G43A, E2X POWER/DATA CENTER, SURF MOUNT, C7 CUTOUT, SILVER KIMBALL OF Tag For 203-CHIEF'S CONFERENCE G43AELPGSV	2	907.20	1,814.40

Prices will be held for 30 days but are subject to increase by manufacturer. Please be advised that this quote may not include applicable sales and use tax.

Quote authorized by: 
 Peter Gaslow - President
 Empire Office, Inc.

ACCEPTED BY: _____
 TITLE: _____ DATE: _____

Description	Quantity	Unit Price	Extended Price
12 10N120PNKL - UNIVERSAL,FOR 120W TOP,PANEL BASE KIT, LAMINATE BASE PROFILE: P1: BASIC MODIFIED WIDTH: X: NO MODIFIED WIDTH (STANDARD) LAMINATE COLOR: AC2: AUTUMN 2 KIMBALL OF Tag For 203-CHIEF'S CONFERENCE 120PNKL	1	2,188.20	2,188.20
13 475410M - Player; Chair-Leg base, No arms, Glides BACK FINISH: GRADED-IN PRC GRP 06 59DF - GRADED IN PR. GRP. 6 THE DESIGNTEX GROUP PURCHASER: VENDOR PATTERN: FORESTBOUND -3835 COLOR: SLATE -802 DIRECTION: HORIZONTAL FRAME FINISH: PLASTIC 6205 - BLACK SEAT FINISH: STAND IN 5623 - CYCLONE BACK: UPH STD BACK SET SEAT: UPH STD SEAT SET GLIDE: HARD GLIDES SOIL RETARDANT: NO SOIL RETARDANT TREATMENT STEELCASE Tag For 203-CHIEF'S CONFERENCE PLAYER	4	211.24	844.96
Sub Total			18,516.48
Total			18,516.48

204-CHIEF'S OFFICE

14 N48GFAX - DAVARI,GUEST,ARMS,CONTRASTING BACK UPHOLSTERY GRADE: DTL: DESIGNTEX GRADE L 3879_802: PHENOMENA MINERAL EXTREME BACK UPH GRADE: DTL: DESIGNTEX GRADE L 3879_802: PHENOMENA MINERAL SEAT UPHOLSTERY GRADE:	2	1,489.74	2,979.48
--	---	----------	----------

Prices will be held for 30 days but are subject to increase by manufacturer. Please be advised that this quote may not include applicable sales and use tax.


Quote authorized by: 
Peter Gaslow - President
Empire Office, Inc.

ACCEPTED BY: _____
TITLE: _____ DATE: _____

Description	Quantity	Unit Price	Extended Price
14 7: GRADE 7 70708: SILICA ETCH WISTFUL FINISH: AC: AUTUMN KIMBALL OF Tag For 204-CHIEF'S OFFICE N48GFA			
15 KC7222218MGW2 - FRILL, 17H, ROUND COFFEE TABLE, WOOD, BEECH STANDARD GROUP 1 STD AUTUMN AC CINDER 462 KIMBALL OF Tag For 204-CHIEF'S OFFICE 22RD17	1	1,745.52	1,745.52
16 K73SL76A - EMBRA, SLEEPER, SOFA, SLEEP SURF 76W, ARMS, UPHOLSTERED GRADE 7 SILICA ETCH WISTFUL 501 PLATINUM METALLIC KIMBALL OF	1	4,302.06	4,302.06
17 MN1-LCOF - Minimalista Large Coffee Table Table Frame Option Minimalista Large Coffee Table - Table Frame Option Stainless Steel SS Marble MB BLU DOT DE	1	1,555.67	1,555.67
18 MN1 - Minimalista Side Table Table Frame Option Minimalista Side Table - Table Frame Option Stainless Steel BL Marble SIDTBL-MB BLU DOT DE	2	563.33	1,126.66
19 KC6G12 - THATCHER, GUEST, ONE SEAT, BEECH GRADE 7 7 SILICA ETCH FLINT 70701 GRADE 7 7 SILICA ETCH FLINT 70701 STANDARD GROUP 1 STD AUTUMN AC 763Q_LT BROWN GOLD KIMBALL OF Tag For 204-CHIEF'S OFFICE THATCHER	2	2,718.24	5,436.48

Prices will be held for 30 days but are subject to increase by manufacturer. Please be advised that this quote may not include applicable sales and use tax.

Quote authorized by:


Peter Gaslow - President
Empire Office, Inc.

ACCEPTED BY: _____

TITLE: _____ DATE: _____

Description	Quantity	Unit Price	Extended Price
20 N10PSQ1414 - TOSS,PILLOW,14DX14W,SQUARE FILL INSERT: F1: CLASSIC FILL UPHOLSTERY GRADE: DTL: DESIGNTEX GRADE L 3879_802: PHENOMENA MINERAL KIMBALL OF Tag For 204-CHIEF'S OFFICE N10PSQ1414	2	227.22	454.44
21 N10PRT1508X - TOSS,PILLOW,15WX8H,RECTANGLE,CONTRASTING FILL INSERT: F1: CLASSIC FILL UPHOLSTERY GRADE: DTS: DESIGNTEX GRADE S 3157_801: RAIA GRAPHITE BACK UPHOLSTERY GRADE: DTS: DESIGNTEX GRADE S 3157_801: RAIA GRAPHITE KIMBALL OF	2	422.12	844.24
22 LUCERA-24 - Under Cabinet LED Task Light, 6.3 watts for 24" applications Finish: SLV: Silver ESI ERGON	2	218.50	437.00
23 AMQDSTRAYLG - Universal Cable Management Kit, Large AMQ SOLUTI Tag For 204-CHIEF'S OFFICE TS	1	80.00	80.00
24 EEWSMFPL - Full-Height Plinth Base Laminate Modesty Panel for Use with Storage and End Panels WIDTH: 48.00000 HEIGHT: 27.55910 PANEL FINISH: WOODGRAIN HPL 2412 - NATURAL CHERRY SCALLOP: NO SCALLOP GRAIN DIRECTION: VERTICAL STEELCASE Tag For 204-CHIEF'S OFFICE MPF/48	1	243.81	243.81

Prices will be held for 30 days but are subject to increase by manufacturer. Please be advised that this quote may not include applicable sales and use tax.

Quote authorized by: 
Peter Gaslow - President
Empire Office, Inc.

ACCEPTED BY: _____
TITLE: _____ DATE: _____

Description	Quantity	Unit Price	Extended Price
25 EEWSEPJPL - J-Shape Plinth Base Laminate End Panel for Use with Desk Worksurface HANDEDNESS: LEFT HAND DEPTH: 30.00000 WIDTH: 15.00000 HEIGHT: 27.55910 PANEL FINISH: WOODGRAIN HPL 2412 - NATURAL CHERRY FILLER - FRONT: NO FILLER GRAIN DIRECTION: VERTICAL STEELCASE Tag For 204-CHIEF'S OFFICE EP/30	1	429.09	429.09
26 EEWSEPLPL - L-Shape Plinth Base Laminate End Panel HANDEDNESS: RIGHT HAND DEPTH: 24.00000 WIDTH: 15.00000 HEIGHT: 27.55910 APPLICATION: FULL FILLER - FRONT: NO FILLER PANEL FINISH: WOODGRAIN HPL 2412 - NATURAL CHERRY GRAIN DIRECTION: VERTICAL STEELCASE Tag For 204-CHIEF'S OFFICE EP/24	1	297.12	297.12
27 EEAWST - Tackboards WIDTH: 54.00000 HEIGHT: 25.87500 TACKBOARD FINISH: OPTIC P547 - BATH SCALLOP: NO SCALLOP APPLICATION: NO SERVICE MOD STEELCASE Tag For 204-CHIEF'S OFFICE TB/54/25.8750	1	197.96	197.96
28 AWQE51 - Brace-Worksurface, 51W STEELCASE Tag For 204-CHIEF'S OFFICE BR/51	1	29.08	29.08
29 EEWBL - Bridge Laminate Worksurface	1	226.29	226.29


Prices will be held for 30 days but are subject to increase by manufacturer. Please be advised that this quote may not include applicable sales and use tax.

Quote authorized by: 
Peter Gaslow - President
Empire Office, Inc.

ACCEPTED BY: _____
TITLE: _____ DATE: _____

Description	Quantity	Unit Price	Extended Price
29 DEPTH: 24.00000 WIDTH: 48.00000 TOP SURFACE FINISH: WOODGRAIN HPL 2412 - NATURAL CHERRY GRAIN DIRECTION: LONG GRAIN SCALLOP: NO SCALLOP EDGE PROFILE: 3MM PLASTIC EDGE EDGE FINISH: PLASTIC - PG1 6034 - NATURAL CHERRY GROMMET: ROUND GROMMET ROUND GROMMET FINISH: SMOOTH PAINT PG2 0835 - BLACK GROMMET LOCATION: CENTER STEELCASE Tag For 204-CHIEF'S OFFICE 24/48			
30 EEWDL - Desk Laminate Worksurface FRONT: STRAIGHT DEPTH: 36.00000 WIDTH: 78.00000 TOP SURFACE FINISH: WOODGRAIN HPL 2412 - NATURAL CHERRY GRAIN DIRECTION: LONG GRAIN EDGE PROFILE: 3MM PLASTIC EDGE EDGE FINISH: PLASTIC - PG1 6034 - NATURAL CHERRY GROMMET: ROUND GROMMET ROUND GROMMET FINISH: SMOOTH PAINT PG2 0835 - BLACK GROMMET LOCATION: LEFT GROMMET DEPTH: OVERHANG STEELCASE Tag For 204-CHIEF'S OFFICE 36/78	1	443.26	443.26
31 E60S155422H - Overhead-Single high, Hinged doors, 15 7/8D x 54W x 22H BASIC: 2412 NATURAL CHERRY DOOR OPT: *OPT:DOOR OPTION LAM DOOR: LAMINATE DOOR DOOR: DOOR LAMINATE: *DOOR:LAMINATE FINISHES 2730: ARCTIC WHITE	1	1,140.77	1,140.77

Prices will be held for 30 days but are subject to increase by manufacturer. Please be advised that this quote may not include applicable sales and use tax.

Quote authorized by: 
Peter Gaslow - President
Empire Office, Inc.

ACCEPTED BY: _____
TITLE: _____ DATE: _____

Description	Quantity	Unit Price	Extended Price
31 OPN CLS: *OPT:OPEN AND CLOSE OPTION SOFT CLS: SOFT CLOSE LOCK OPT: *OPT:LOCK OPTION NO LOCK: NO LOCK BRACKETS: *OPT:BRACKET OPTIONS WALL MOUNT: WALL MOUNT BRACKET OFFICE SET: *OPT:OFFICE SET NONE: STD:NO OFFICE SET STEELCASE Tag For 204-CHIEF'S OFFICE OC/54/22H			
32 EEWSL - Straight Laminate Worksurface DEPTH: 24.00000 WIDTH: 54.00000 TOP SURFACE FINISH: WOODGRAIN HPL 2412 - NATURAL CHERRY GRAIN DIRECTION: LONG GRAIN SCALLOP: NO SCALLOP EDGE PROFILE: 3MM PLASTIC EDGE EDGE FINISH: PLASTIC - PG1 6034 - NATURAL CHERRY GROMMET: ROUND GROMMET ROUND GROMMET FINISH: SMOOTH PAINT PG2 0835 - BLACK GROMMET LOCATION: RIGHT STEELCASE Tag For 204-CHIEF'S OFFICE 24/54	1	214.36	214.36
33 E6NB1527P - Panel-Back, Pedestal application, 15W x 27 1/2H BASIC: 2412 NATURAL CHERRY OFFICE SET: *OPT:OFFICE SET NONE: STD:NO OFFICE SET STEELCASE Tag For 204-CHIEF'S OFFICE BP/15	1	124.89	124.89
34 E6NM3027 - Panel-Modesty, 30W x 27 1/2H BASIC: 2412 NATURAL CHERRY OFFICE SET: *OPT:OFFICE SET NONE: STD:NO OFFICE SET	1	205.41	205.41

Prices will be held for 30 days but are subject to increase by manufacturer. Please be advised that this quote may not include applicable sales and use tax.

Quote authorized by: 
Peter Gaslow - President
Empire Office, Inc.

ACCEPTED BY: _____
TITLE: _____ DATE: _____

Description	Quantity	Unit Price	Extended Price
34 STEELCASE Tag For 204-CHIEF'S OFFICE MP/30			
35 CRLS2HO - Low Storage-Two-High, Open SIZE OPTION: MODULAR DEPTH: 18.87500 WIDTH: 42.00000 TOP: WITH TOP APPLICATION: FULL TOP SURFACE FINISH: WOODGRAIN HPL 2412 - NATURAL CHERRY EDGE FINISH: PLASTIC - PG1 6034 - NATURAL CHERRY CASE FINISH: WOODGRAIN HPL 2412 - NATURAL CHERRY WORKSURFACE THICKNESS: 1.12500 STEELCASE Tag For 204-CHIEF'S OFFICE O/2/42	1	548.63	548.63
36 E6PD291527B - Pedestal, Plinth base, Box / box / file, 29 1/4D x 15W x 27 1/2H BASIC: 2412 NATURAL CHERRY FRONT: 2412 NATURAL CHERRY LOCK: 9250 EMBER CHROME KEYS: SK PLUG PULL OPT: *OPT:PULL OPTION PULL LAM: PULLS FOR LAM FRT NILEPULL: NILE PULL PULL: PULL STD PNT: *PULL:STANDARD PAINT 0835: BLACK DWR OPT: *OPT:DRAWER OPTION SOFT CLS: SOFT CLOSE DWR CON: *OPT:DRAWER CONSTRUCTION DOVETAIL: STD:DOVETAIL CONSTRUCTION WGHT PKG: *OPT:COUNTERWEIGHT PKG NO WGHT: NO COUNTERWT PKG FFRNTOPT: *OPT:FRONT OPTIONS FULL FRT: FULL FRONT OFFICE SET: *OPT:OFFICE SET	1	724.72	724.72

Prices will be held for 30 days but are subject to increase by manufacturer. Please be advised that this quote may not include applicable sales and use tax.

Quote authorized by: 
Peter Gaslow - President
Empire Office, Inc.

ACCEPTED BY: _____
TITLE: _____ DATE: _____

Description	Quantity	Unit Price	Extended Price
36 NONE: STD:NO OFFICE SET STEELCASE Tag For 204-CHIEF'S OFFICE BBF/2/29			
37 E6PD233027F - Pedestal, Plinth base, File / file, 23 1/4D x 30W x 27 1/2H BASIC: 2412 NATURAL CHERRY FRONT: 2412 NATURAL CHERRY LOCK: 9250 EMBER CHROME KEYS: SK PLUG PULL OPT: *OPT:PULL OPTION PULL LAM: PULLS FOR LAM FRT NILEPULL: NILE PULL PULL: PULL STD PNT: *PULL:STANDARD PAINT 0835: BLACK DWR CON: *OPT:DRAWER CONSTRUCTION DOVETAIL: STD:DOVETAIL CONSTRUCTION WGHT PKG: *OPT:COUNTERWEIGHT PKG NO WGHT: NO COUNTERWT PKG FFRNTOPT: *OPT:FRONT OPTIONS FULL FRT: FULL FRONT OFFICE SET: *OPT:OFFICE SET NONE: STD:NO OFFICE SET STEELCASE Tag For 204-CHIEF'S OFFICE FF/2/23	1	701.61	701.61
38 E6TW242477G - Tower, 1 cabinet left hand, Plinth base, Door hinged left hand with drawers, 24D x 24W x 77 1/2H BASIC: 2412 NATURAL CHERRY FRONT: 2412 NATURAL CHERRY LOCK: 9250 EMBER CHROME KEYS: SK PLUG DOOR OPT: *OPT:DOOR OPTION NO GLS: NO GLS DOOR PULL OPT: *OPT:PULL OPTION PULL LAM: PULLS FOR LAM FRT NILEPULL: NILE PULL	1	1,851.32	1,851.32

Prices will be held for 30 days but are subject to increase by manufacturer. Please be advised that this quote may not include applicable sales and use tax.

Quote authorized by: 
Peter Gaslow - President
Empire Office, Inc.

ACCEPTED BY: _____
TITLE: _____ DATE: _____

Description	Quantity	Unit Price	Extended Price
38 PULL: PULL STD PNT: *PULL:STANDARD PAINT 0835: BLACK DWR OPT: *OPT:DRAWER OPTION STD CLS: STD:STANDARD CLOSE SHELF OPT: *OPT:SHELF OPTION 3/4 SHLF: STD:3/4 INCH SHELF DWR CON: *OPT:DRAWER CONSTRUCTION DOVETAIL: STD:DOVETAIL CONSTRUCTION FFRNTOPT: *OPT:FRONT OPTIONS FULL FRT: FULL FRONT OFFICE SET: *OPT:OFFICE SET NONE: STD:NO OFFICE SET STEELCASE Tag For 204-CHIEF'S OFFICE ST/77			
39 46216179S - Leap; Chair, Upholstered, Adjustable seat depth, Sewn PLASTIC FINISH: POLYPROPYLENE 6205 - BLACK UPHOLSTERY FINISH: STAND IN 5623 - CYCLONE CASTER: HARD CASTERS ARM: H/W/P/D ARMS LUMBAR: LUMBAR SEAT HEIGHT: 5" PNEU SEAT HEIGHT RANGE HEADREST: OMIT HEADREST SOIL RETARDANT: NO SOIL RETARDANT TREATMENT PACKAGING: NOT APPLICABLE STEELCASE Tag For 204-CHIEF'S OFFICE LEAP	1	783.88	783.88
40 DSPINTRO - POWERSTRIP INTRO POWER CONFIGURATION: 2 POWER, 1 USB A, 1 USB C 20W POWER FINISH: PLASTIC - PG1 6527 - MERLE POWER MOUNT: C-CLAMP UTILITY POWER: NO UTILITY POWER CORD: 9' STANDARD CORD PLUG: STANDARD NEMA 5-15 3-PRONG	1	150.75	150.75

Prices will be held for 30 days but are subject to increase by manufacturer. Please be advised that this quote may not include applicable sales and use tax.

Quote authorized by: 
Peter Gaslow - President
Empire Office, Inc.

ACCEPTED BY: _____
TITLE: _____ DATE: _____

Description	Quantity	Unit Price	Extended Price
40 PVC: WITH PVC STEELCASE Tag For 204-CHIEF'S OFFICE PS/2P1AC20			
Sub Total			27,274.50
Total			27,274.50
206,207,208 & 209-OFFICES			
41 CRWDL - Cabinet- Hinged Left SIZE OPTION: MODULAR DEPTH: 24.00000 WIDTH: 12.00000 HEIGHT: 72.00000 CASE FINISH: WOODGRAIN HPL 2412 - NATURAL CHERRY HEADSET FINISH: WOODGRAIN HPL 2412 - NATURAL CHERRY KEYS: KEY PLUG LOCK FINISH: EMBER CHROME 9250 - EMBER CHROME PULL: NILE PULL PULL FINISH: SMOOTH PAINT PG2 0835 - BLACK INTERIOR CONFIGURATION: COAT ROD SHELF OPTION: FIXED SHELF - TOP STEELCASE Tag For 206,207,208 & 209-OFFICES WR/72/24	4	700.13	2,800.52
42 N48GFAX - DAVARI,GUEST,ARMS,CONTRASTING BACK UPHOLSTERY GRADE: DTK: DESIGNTEX GRADE K 3975_404: KEEN INDIGO EXTREME BACK UPH GRADE: DTK: DESIGNTEX GRADE K 3975_404: KEEN INDIGO SEAT UPHOLSTERY GRADE: 2: GRADE 2 22139: SEDONA MIDNIGHT FINISH: MC: AMBER KIMBALL OF	14	1,308.30	18,316.20

Prices will be held for 30 days but are subject to increase by manufacturer. Please be advised that this quote may not include applicable sales and use tax.

Quote authorized by: 
Peter Gaslow - President
Empire Office, Inc.

ACCEPTED BY: _____
TITLE: _____ DATE: _____

Description		Quantity	Unit Price	Extended Price
42	Tag For 206,207,208 & 209-OFFICES N48GFAX			
43	CRPD2HFF - Pedestal-2-High,File/File SIZE OPTION: PARAMETRIC DEPTH: 23.00000 CASE FINISH: WOODGRAIN HPL 2412 - NATURAL CHERRY HEADSET FINISH: WOODGRAIN HPL 2412 - NATURAL CHERRY LOCK FINISH: EMBER CHROME 9250 - EMBER CHROME KEYS: KEY PLUG PULL: NILE PULL PULL FINISH: SMOOTH PAINT PG2 0835 - BLACK COUNTERWEIGHT: WITH COUNTERWEIGHT STEELCASE Tag For 206,207,208 & 209-OFFICES FF/2/23	4	555.90	2,223.60
44	TSAEGROM - Grommet, Package Quantity 10 STEELCASE Tag For 206,207,208 & 209-OFFICES GROM	1	26.26	26.26
45	BX26 - Base-X, 26W BASE FINISH: PAINT 2 0835 - BLACK COLUMN FINISH: PAINT 7207 - BLACK STEELCASE Tag For 206,207,208 & 209-OFFICES XB	3	159.33	477.99
46	UFB - Bracket-Flush mount STEELCASE Tag For 206,207,208 & 209-OFFICES BRKT	8	11.36	90.88
47	CRDSHL - Desk- Shell SIZE OPTION: MODULAR DEPTH: 24.00000 WIDTH: 72.00000 THICKNESS - WORKSURFACE: 1.12500 TOP SURFACE FINISH: WOODGRAIN HPL 2412 - NATURAL CHERRY EDGE FINISH: PLASTIC - PG1 6034 - NATURAL CHERRY CASE FINISH: WOODGRAIN HPL 2412 - NATURAL CHERRY	4	444.40	1,777.60


Prices will be held for 30 days but are subject to increase by manufacturer. Please be advised that this quote may not include applicable sales and use tax.

Quote authorized by: 
Peter Gaslow - President
Empire Office, Inc.

ACCEPTED BY: _____
TITLE: _____ DATE: _____

Description	Quantity	Unit Price	Extended Price
47 SUPPORT - RIGHT: FULL DEPTH END PANEL SUPPORT - LEFT: FULL DEPTH END PANEL MODESTY PANEL: FULL GROMMET LOCATION: RIGHT STEELCASE Tag For 206,207,208 & 209-OFFICES 24/72/FD/FD			
48 BFR36 - Table-Round, 36 dia EDGE FINISH: PLASTIC 6034 - NATURAL CHERRY TOP SURFACE FINISH: LAMINATE 2412 - NATURAL CHERRY STEELCASE Tag For 206,207,208 & 209-OFFICES 36	3	194.52	583.56
49 TSATRC48 - Channel-Reinforcing, 48D STEELCASE Tag For 206,207,208 & 209-OFFICES RC	4	24.42	97.68
50 CRCT - Common Top, Worksurface DEPTH: 24.00000 WIDTH: 48.00000 TOP SURFACE FINISH: WOODGRAIN HPL 2412 - NATURAL CHERRY EDGE FINISH: PLASTIC - PG1 6034 - NATURAL CHERRY THICKNESS - WORKSURFACE: 1.12500 GROMMET LOCATION: NO GROMMET STEELCASE Tag For 206,207,208 & 209-OFFICES CT/24/48	4	118.78	475.12
51 CRCD2HFSLCLFR - Credenza-2-High,Cabinet/Lateral SIZE OPTION: MODULAR DEPTH: 24.00000 WIDTH: 60.00000 TOP: WITH TOP TOP SURFACE FINISH: WOODGRAIN HPL 2412 - NATURAL CHERRY EDGE FINISH: PLASTIC - PG1 6034 - NATURAL CHERRY WORKSURFACE THICKNESS: 1.12500 CASE FINISH: WOODGRAIN HPL 2412 - NATURAL CHERRY HEADSET FINISH: WOODGRAIN HPL 2412 - NATURAL	3	1,313.00	3,939.00

Prices will be held for 30 days but are subject to increase by manufacturer. Please be advised that this quote may not include applicable sales and use tax.

Quote authorized by: 
 Peter Gaslow - President
 Empire Office, Inc.

ACCEPTED BY: _____
 TITLE: _____ DATE: _____

Description	Quantity	Unit Price	Extended Price
51 CHERRY PULL: NILE PULL PULL FINISH: SMOOTH PAINT PG2 0835 - BLACK LOCK FINISH: EMBER CHROME 9250 - EMBER CHROME KEYS: KEY PLUG APPLICATION: FULL STEELCASE Tag For 206,207,208 & 209-OFFICES 24/60/LC			
52 CRDSKOSPR - Desk - Single Ped, Right Hand, 6" Overhang SIZE OPTION: MODULAR DEPTH: 36.00000 WIDTH: 72.00000 SUPPORT - RIGHT: BOX/BOX/FILE PEDESTAL SUPPORT - LEFT: FULL DEPTH END PANEL MODESTY PANEL: FULL COUNTERWEIGHT: WITH COUNTERWEIGHT CASE FINISH: WOODGRAIN HPL 2412 - NATURAL CHERRY HEADSET FINISH: WOODGRAIN HPL 2412 - NATURAL CHERRY TOP SURFACE FINISH: WOODGRAIN HPL 2412 - NATURAL CHERRY EDGE FINISH: PLASTIC - PG1 6034 - NATURAL CHERRY GROMMET LOCATION: LEFT LOCK FINISH: EMBER CHROME 9250 - EMBER CHROME KEYS: KEY PLUG PULL: NILE PULL PULL FINISH: SMOOTH PAINT PG2 0835 - BLACK THICKNESS - WORKSURFACE: 1.12500 STEELCASE Tag For 206,207,208 & 209-OFFICES 36/72/FD/BBF	4	1,159.08	4,636.32
53 CRL2H - Lateral 2 High File/File SIZE OPTION: PARAMETRIC DEPTH: 23.00000 WIDTH: 30.00000 TOP: NO TOP APPLICATION: FULL	4	816.08	3,264.32

Prices will be held for 30 days but are subject to increase by manufacturer. Please be advised that this quote may not include applicable sales and use tax.

Quote authorized by: 
 Peter Gaslow - President
 Empire Office, Inc.

ACCEPTED BY: _____
 TITLE: _____ DATE: _____

Description	Quantity	Unit Price	Extended Price
53 CASE FINISH: WOODGRAIN HPL 2412 - NATURAL CHERRY HEADSET FINISH: WOODGRAIN HPL 2412 - NATURAL CHERRY PULL: NILE PULL PULL FINISH: SMOOTH PAINT PG2 0835 - BLACK LOCK FINISH: EMBER CHROME 9250 - EMBER CHROME KEYS: KEY PLUG COUNTERWEIGHT: WITH COUNTERWEIGHT STEELCASE Tag For 206,207,208 & 209-OFFICES FF/2/30			
54 CRL2H - Lateral 2 High File/File SIZE OPTION: MODULAR DEPTH: 24.00000 WIDTH: 36.00000 TOP: WITH TOP APPLICATION: FULL WORKSURFACE THICKNESS: 1.12500 CASE FINISH: WOODGRAIN HPL 2412 - NATURAL CHERRY HEADSET FINISH: WOODGRAIN HPL 2412 - NATURAL CHERRY TOP SURFACE FINISH: WOODGRAIN HPL 2412 - NATURAL CHERRY EDGE FINISH: PLASTIC - PG1 6034 - NATURAL CHERRY PULL: NILE PULL PULL FINISH: SMOOTH PAINT PG2 0835 - BLACK LOCK FINISH: EMBER CHROME 9250 - EMBER CHROME KEYS: KEY PLUG COUNTERWEIGHT: WITH COUNTERWEIGHT STEELCASE Tag For 206,207,208 & 209-OFFICES FF/2/36	4	946.98	3,787.92
55 CRLS2HO - Low Storage-Two-High, Open SIZE OPTION: MODULAR DEPTH: 24.00000 WIDTH: 42.00000 TOP: WITH TOP APPLICATION: FULL TOP SURFACE FINISH: WOODGRAIN HPL 2412 - NATURAL	1	611.25	611.25

Prices will be held for 30 days but are subject to increase by manufacturer. Please be advised that this quote may not include applicable sales and use tax.

Quote authorized by: 
Peter Gaslow - President
Empire Office, Inc.

ACCEPTED BY: _____
TITLE: _____ DATE: _____

Description	Quantity	Unit Price	Extended Price
55 CHERRY EDGE FINISH: PLASTIC - PG1 6034 - NATURAL CHERRY CASE FINISH: WOODGRAIN HPL 2412 - NATURAL CHERRY WORKSURFACE THICKNESS: 1.12500 STEELCASE Tag For 206,207,208 & 209-OFFICES O/2/42			
56 46216179S - Leap; Chair, Upholstered, Adjustable seat depth, Sewn PLASTIC FINISH: POLYPROPYLENE 6205 - BLACK UPHOLSTERY FINISH: STAND IN 5623 - CYCLONE CASTER: HARD CASTERS ARM: H/W/P/D ARMS LUMBAR: LUMBAR SEAT HEIGHT: 5" PNEU SEAT HEIGHT RANGE HEADREST: OMIT HEADREST SOIL RETARDANT: NO SOIL RETARDANT TREATMENT PACKAGING: NOT APPLICABLE STEELCASE Tag For 206,207,208 & 209-OFFICES LEAP	4	783.88	3,135.52
57 CRBKS2H - Bookcase- Stacking on2-High or Desk SIZE OPTION: PARAMETRIC DEPTH: 15.00000 WIDTH: 35.87500 APPLICATION HEIGHT: 72.00000 BOOKCASE HEIGHT: 43.50748 THICKNESS - WORKSURFACE: 1.12500 CASE FINISH: WOODGRAIN HPL 2412 - NATURAL CHERRY TOP SURFACE TYPE: HIGH PRESSURE LAMINATE STEELCASE Tag For 206,207,208 & 209-OFFICES BC/72/36	4	479.55	1,918.20
Sub Total			48,161.94
Total			48,161.94

212-BREAKROOM

58 NACG23ELB - ACCESSORIES,POWER GROMMET,CUT-G23,BLACK	1	315.84	315.84
---	---	--------	--------

Prices will be held for 30 days but are subject to increase by manufacturer. Please be advised that this quote may not include applicable sales and use tax.

Quote authorized by: 
Peter Gaslow - President
Empire Office, Inc.

ACCEPTED BY: _____
TITLE: _____ DATE: _____

Description	Quantity	Unit Price	Extended Price
58 KIMBALL OF Tag For 212-BREAKROOM G23ELB			
59 N93GB2 - FRINGE,GANGING CONNECTOR BRACKET, SET OF 2 KIMBALL OF Tag For 212-BREAKROOM N93GB2	1	42.42	42.42
60 N93M3MX - FRINGE,MID BACK,3 SEAT,ARMLESS,CONTRAST BACK UPHOLSTERY GRADE: DTL: DESIGNTEX GRADE L 3002_201: PICNIC DAISY LUMBAR UPHOLSTERY GRADE: DTM: DESIGNTEX GRADE M 3031_403: PAVE INDIGO EXTREME BACK UPH GRADE: DTM: DESIGNTEX GRADE M 3031_403: PAVE INDIGO SEAT UPHOLSTERY GRADE: DTF: DESIGNTEX GRADE F 3374_401: PIVOT MARINE FRONT SEAT GROMMET: X: NO FRONT SEAT GROMMET LEG MATERIAL/FINISH: 462: METAL LEG,CINDER GLIDE: C10: SOFT GLIDE KIMBALL OF Tag For 212-BREAKROOM N93M3MX	2	3,457.44	6,914.88
61 82241UL - Heya 40.75x34x33.5 Lounge Chair w/Arms and Low Back Surround, Upholstered Trim Rail Leg Type ~CastAlum Cast Aluminum Leg BKO Onyx X9 None Arm Top UP1 Left Uph/Right Uph - Standard X9 None - Standard Power Location/Finish X9 None - Standard	2	3,225.45	6,450.90

Prices will be held for 30 days but are subject to increase by manufacturer. Please be advised that this quote may not include applicable sales and use tax.

Quote authorized by: 
Peter Gaslow - President
Empire Office, Inc.

ACCEPTED BY: _____
TITLE: _____ DATE: _____

Description	Quantity	Unit Price	Extended Price
61 Cushion/Arm/Trim Rail Fabric, Manufacturer ~ETC Graded-in Fabric ETC7 Graded-in - Grade 7 ETC Graded-in Fabric Color ==>DESIGNTEX- GALE - ASH Surround Fabric, Manufacturer ~DES Designtex ETC7 Graded-in - Grade 7 ETC Graded-in Fabric Color ==>DESIGNTEX- GALE - ASH Surround Cap X9 None - Standard X9 None - Grade X9 OFS SALES Tag For 212-BREAKROOM 82241UL			
62 N32T2424ENL - RENO,24DX24W,END TABLE,SQUARE,LAMINATE SURFACE GROMMET: CUT-G23C: CUTOUT-G23 SIDE GROMMET: X: NO SIDE GROMMET LAMINATE: AC2: AUTUMN 2 PAINT: 462: CINDER KIMBALL OF Tag For 212-BREAKROOM T2424ENL	1	761.88	761.88
63 BX36 - Base-X, 36W BASE FINISH: PAINT 7207 - BLACK COLUMN FINISH: PAINT 7207 - BLACK STEELCASE Tag For 212-BREAKROOM XB	2	195.08	390.16
64 BFR42 - Table-Round, 42 dia EDGE FINISH: PLASTIC 6034 - NATURAL CHERRY TOP SURFACE FINISH: LAMINATE 2412 - NATURAL CHERRY STEELCASE Tag For 212-BREAKROOM 42	2	216.14	432.28
65 TS4WREC - 28 1/2" H Working Height Rectangle Table	2	646.72	1,293.44

Prices will be held for 30 days but are subject to increase by manufacturer. Please be advised that this quote may not include applicable sales and use tax.

Quote authorized by: 
Peter Gaslow - President
Empire Office, Inc.

ACCEPTED BY: _____
TITLE: _____ DATE: _____

Description	Quantity	Unit Price	Extended Price
65 SIZE OPTION: MODULAR DEPTH: 36.00000 WIDTH: 48.00000 TOP FINISH: WOODGRAIN HPL 2412 - NATURAL CHERRY BASE TYPE: COLUMN BASE FINISH: TEXTURED PAINT 7207 - BLACK STEELCASE Tag For 212-BREAKROOM 36/48/28.5			
66 490410 - Move; Chair, Plastic back, No arms, Glides FRAME FINISH: METALLIC PAINT 4799 - PLATINUM METALLIC SHELL FINISH: PLASTIC 6249 - PLATINUM SOLID/NICKEL UPHOLSTERY FINISH: STAND IN 5691 - ORCA GLIDE: SOFT GLIDES SOIL RETARDANT: NO SOIL RETARDANT TREATMENT STEELCASE Tag For 212-BREAKROOM MOVE	12	227.66	2,731.92
Sub Total			19,333.72
Total			19,333.72
214-CID SERGEANTS			
67 CRPD2HBBF - Pedestal-2-High,Box/Box/File SIZE OPTION: MODULAR DEPTH: 24.00000 CASE FINISH: WOODGRAIN HPL 2412 - NATURAL CHERRY HEADSET FINISH: WOODGRAIN HPL 2412 - NATURAL CHERRY LOCK FINISH: EMBER CHROME 9250 - EMBER CHROME KEYS: KEY PLUG PULL: NILE PULL PULL FINISH: SMOOTH PAINT PG2 0835 - BLACK COUNTERWEIGHT: WITH COUNTERWEIGHT STEELCASE Tag For 214-CID SERGEANTS BBF/2/24	2	570.85	1,141.70
68 CRPD2HFF - Pedestal-2-High,File/File SIZE OPTION: MODULAR	2	555.90	1,111.80

Prices will be held for 30 days but are subject to increase by manufacturer. Please be advised that this quote may not include applicable sales and use tax.

Quote authorized by: 
Peter Gaslow - President
Empire Office, Inc.

ACCEPTED BY: _____
TITLE: _____ DATE: _____

Description	Quantity	Unit Price	Extended Price
68 DEPTH: 24.00000 CASE FINISH: WOODGRAIN HPL 2412 - NATURAL CHERRY HEADSET FINISH: WOODGRAIN HPL 2412 - NATURAL CHERRY LOCK FINISH: EMBER CHROME 9250 - EMBER CHROME KEYS: KEY PLUG PULL: NILE PULL PULL FINISH: SMOOTH PAINT PG2 0835 - BLACK COUNTERWEIGHT: WITH COUNTERWEIGHT STEELCASE Tag For 214-CID SERGEANTS FF/2/24			
69 TSAEGROM - Grommet, Package Quantity 10 STEELCASE Tag For 214-CID SERGEANTS GROM	1	26.26	26.26
70 PWBWTRD - Whiteboard-Premium SIZE OPTION: PARAMETRIC TRIM TYPE: EDGE SERIES HEIGHT: 36.00000 WIDTH: 60.00000 SURFACE FINISH: CERAMIC 7655 - E3 ENVIRONMENTAL CERAMICS TRIM FINISH: ANODIZED ALUMINUM 8043 - CLEAR ANODIZED ALUM MOUNT OPTION: WALL MOUNT TRAY OPTION: WITH TRAY STEELCASE Tag For 214-CID SERGEANTS WB/60.00000/36.00000	1	468.89	468.89
71 UFB - Bracket-Flush mount STEELCASE Tag For 214-CID SERGEANTS BRKT	2	11.36	22.72
72 TSATRC48 - Channel-Reinforcing, 48D STEELCASE Tag For 214-CID SERGEANTS RC	2	24.42	48.84
73 CRCT - Common Top, Worksurface DEPTH: 24.00000	2	118.78	237.56

Prices will be held for 30 days but are subject to increase by manufacturer. Please be advised that this quote may not include applicable sales and use tax.

Quote authorized by: 
 Peter Gaslow - President
 Empire Office, Inc.

ACCEPTED BY: _____
 TITLE: _____ DATE: _____

Description	Quantity	Unit Price	Extended Price
73 WIDTH: 48.00000 TOP SURFACE FINISH: WOODGRAIN HPL 2412 - NATURAL CHERRY EDGE FINISH: PLASTIC - PG1 6034 - NATURAL CHERRY THICKNESS - WORKSURFACE: 1.12500 GROMMET LOCATION: NO GROMMET STEELCASE Tag For 214-CID SERGEANTS CT/24/48			
74 CRDSHLO - Desk- Shell,6" Overhang SIZE OPTION: MODULAR DEPTH: 36.00000 WIDTH: 60.00000 SUPPORT - RIGHT: FULL DEPTH END PANEL SUPPORT - LEFT: FULL DEPTH END PANEL MODESTY PANEL: FULL CASE FINISH: WOODGRAIN HPL 2412 - NATURAL CHERRY TOP SURFACE FINISH: WOODGRAIN HPL 2412 - NATURAL CHERRY EDGE FINISH: PLASTIC - PG1 6034 - NATURAL CHERRY GROMMET LOCATION: LEFT THICKNESS - WORKSURFACE: 1.12500 STEELCASE Tag For 214-CID SERGEANTS 36/60/FD/FD	1	513.08	513.08
75 CRDSHLO - Desk- Shell,6" Overhang SIZE OPTION: MODULAR DEPTH: 36.00000 WIDTH: 60.00000 SUPPORT - RIGHT: FULL DEPTH END PANEL SUPPORT - LEFT: FULL DEPTH END PANEL MODESTY PANEL: FULL CASE FINISH: WOODGRAIN HPL 2412 - NATURAL CHERRY TOP SURFACE FINISH: WOODGRAIN HPL 2412 - NATURAL CHERRY EDGE FINISH: PLASTIC - PG1 6034 - NATURAL CHERRY GROMMET LOCATION: RIGHT THICKNESS - WORKSURFACE: 1.12500 STEELCASE	1	513.08	513.08

Prices will be held for 30 days but are subject to increase by manufacturer. Please be advised that this quote may not include applicable sales and use tax.


Quote authorized by: 
Peter Gaslow - President
Empire Office, Inc.

ACCEPTED BY: _____
TITLE: _____ DATE: _____

Description		Quantity	Unit Price	Extended Price
75	Tag For 214-CID SERGEANTS 36/60/FD/FD			
76	CRLS2HO - Low Storage-Two-High, Open SIZE OPTION: MODULAR DEPTH: 24.00000 WIDTH: 36.00000 TOP: WITH TOP APPLICATION: FULL TOP SURFACE FINISH: WOODGRAIN HPL 2412 - NATURAL CHERRY EDGE FINISH: PLASTIC - PG1 6034 - NATURAL CHERRY CASE FINISH: WOODGRAIN HPL 2412 - NATURAL CHERRY WORKSURFACE THICKNESS: 1.12500 STEELCASE Tag For 214-CID SERGEANTS O/2/36	2	583.78	1,167.56
77	46216179S - Leap; Chair, Upholstered, Adjustable seat depth, Sewn PLASTIC FINISH: POLYPROPYLENE 6205 - BLACK UPHOLSTERY FINISH: STAND IN 5623 - CYCLONE CASTER: HARD CASTERS ARM: H/W/P/D ARMS LUMBAR: LUMBAR SEAT HEIGHT: 5" PNEU SEAT HEIGHT RANGE HEADREST: OMIT HEADREST SOIL RETARDANT: NO SOIL RETARDANT TREATMENT PACKAGING: NOT APPLICABLE STEELCASE Tag For 214-CID SERGEANTS LEAP	2	783.88	1,567.76
78	475412M - Player; Chair-Leg base, Smooth arms, Glides BACK FINISH: GRADED-IN PRC GRP 06 59DF - GRADED IN PR. GRP. 6 THE DESIGNTEX GROUP PURCHASER: VENDOR PATTERN: TRAVELER -3083 COLOR: CHARCOAL -803 DIRECTION: VERTICAL FRAME FINISH: PLASTIC 6205 - BLACK SEAT FINISH: STAND IN 5623 - CYCLONE	2	227.86	455.72

Prices will be held for 30 days but are subject to increase by manufacturer. Please be advised that this quote may not include applicable sales and use tax.

Quote authorized by:


Peter Gaslow - President
Empire Office, Inc.

ACCEPTED BY: _____

TITLE: _____ DATE: _____

Description	Quantity	Unit Price	Extended Price
78 BACK: UPH STD BACK SET SEAT: UPH STD SEAT SET GLIDE: HARD GLIDES SOIL RETARDANT: NO SOIL RETARDANT TREATMENT STEELCASE Tag For 214-CID SERGEANTS PLAYER			
Sub Total			7,274.97
Total			7,274.97
216,227,231,234 & 235A-"L" OFFICES			
79 CRPD2HFF - Pedestal-2-High,File/File SIZE OPTION: MODULAR DEPTH: 24.00000 CASE FINISH: WOODGRAIN HPL 2412 - NATURAL CHERRY HEADSET FINISH: WOODGRAIN HPL 2412 - NATURAL CHERRY LOCK FINISH: EMBER CHROME 9250 - EMBER CHROME KEYS: KEY PLUG PULL: NILE PULL PULL FINISH: SMOOTH PAINT PG2 0835 - BLACK COUNTERWEIGHT: WITH COUNTERWEIGHT STEELCASE Tag For 216,227,231,234 & 235A-"L" OFFICES FF/2/24	5	555.90	2,779.50
80 TSAEGROM - Grommet, Package Quantity 10 STEELCASE Tag For 216,227,231,234 & 235A-"L" OFFICES GROM	1	26.26	26.26
81 UFB - Bracket-Flush mount STEELCASE Tag For 216,227,231,234 & 235A-"L" OFFICES BRKT	5	11.36	56.80
82 TSATRC48 - Channel-Reinforcing, 48D STEELCASE Tag For 216,227,231,234 & 235A-"L" OFFICES RC	5	24.42	122.10
83 CRCT - Common Top, Worksurface DEPTH: 24.00000	5	118.78	593.90


Prices will be held for 30 days but are subject to increase by manufacturer. Please be advised that this quote may not include applicable sales and use tax.

Quote authorized by: 
Peter Gaslow - President
Empire Office, Inc.

ACCEPTED BY: _____
TITLE: _____ DATE: _____

Description	Quantity	Unit Price	Extended Price
83 WIDTH: 48.00000 TOP SURFACE FINISH: WOODGRAIN HPL 2412 - NATURAL CHERRY EDGE FINISH: PLASTIC - PG1 6034 - NATURAL CHERRY THICKNESS - WORKSURFACE: 1.12500 GROMMET LOCATION: NO GROMMET STEELCASE Tag For 216,227,231,234 & 235A-"L" OFFICES CT/24/48			
84 CRDSKOSPR - Desk - Single Ped, Right Hand, 6" Overhang SIZE OPTION: MODULAR DEPTH: 36.00000 WIDTH: 72.00000 SUPPORT - RIGHT: BOX/BOX/FILE PEDESTAL SUPPORT - LEFT: FULL DEPTH END PANEL MODESTY PANEL: FULL COUNTERWEIGHT: WITH COUNTERWEIGHT CASE FINISH: WOODGRAIN HPL 2412 - NATURAL CHERRY HEADSET FINISH: WOODGRAIN HPL 2412 - NATURAL CHERRY TOP SURFACE FINISH: WOODGRAIN HPL 2412 - NATURAL CHERRY EDGE FINISH: PLASTIC - PG1 6034 - NATURAL CHERRY GROMMET LOCATION: LEFT LOCK FINISH: EMBER CHROME 9250 - EMBER CHROME KEYS: KEY PLUG PULL: NILE PULL PULL FINISH: SMOOTH PAINT PG2 0835 - BLACK THICKNESS - WORKSURFACE: 1.12500 STEELCASE Tag For 216,227,231,234 & 235A-"L" OFFICES 36/72/FD/BBF	2	1,159.08	2,318.16
85 CRDSKOSPL - Desk- Single Pedestal, Left Hand,6" Overhang SIZE OPTION: MODULAR DEPTH: 36.00000 WIDTH: 72.00000 SUPPORT - RIGHT: FULL DEPTH END PANEL SUPPORT - LEFT: BOX/BOX/FILE PEDESTAL MODESTY PANEL: FULL	3	1,159.08	3,477.24

Prices will be held for 30 days but are subject to increase by manufacturer. Please be advised that this quote may not include applicable sales and use tax.

Quote authorized by: 
Peter Gaslow - President
Empire Office, Inc.

ACCEPTED BY: _____
TITLE: _____ DATE: _____

Description	Quantity	Unit Price	Extended Price
85 COUNTERWEIGHT: WITH COUNTERWEIGHT CASE FINISH: WOODGRAIN HPL 2412 - NATURAL CHERRY HEADSET FINISH: WOODGRAIN HPL 2412 - NATURAL CHERRY TOP SURFACE FINISH: WOODGRAIN HPL 2412 - NATURAL CHERRY EDGE FINISH: PLASTIC - PG1 6034 - NATURAL CHERRY GROMMET LOCATION: RIGHT LOCK FINISH: EMBER CHROME 9250 - EMBER CHROME KEYS: KEY PLUG PULL: NILE PULL PULL FINISH: SMOOTH PAINT PG2 0835 - BLACK THICKNESS - WORKSURFACE: 1.12500 STEELCASE Tag For 216,227,231,234 & 235A-"L" OFFICES 36/72/BBF/FD			
86 CRL2H - Lateral 2 High File/File SIZE OPTION: MODULAR DEPTH: 24.00000 WIDTH: 30.00000 TOP: WITH TOP APPLICATION: FULL WORKSURFACE THICKNESS: 1.12500 CASE FINISH: WOODGRAIN HPL 2412 - NATURAL CHERRY HEADSET FINISH: WOODGRAIN HPL 2412 - NATURAL CHERRY TOP SURFACE FINISH: WOODGRAIN HPL 2412 - NATURAL CHERRY EDGE FINISH: PLASTIC - PG1 6034 - NATURAL CHERRY PULL: NILE PULL PULL FINISH: SMOOTH PAINT PG2 0835 - BLACK LOCK FINISH: EMBER CHROME 9250 - EMBER CHROME KEYS: KEY PLUG COUNTERWEIGHT: WITH COUNTERWEIGHT STEELCASE Tag For 216,227,231,234 & 235A-"L" OFFICES FF/2/30	1	902.13	902.13
87 CRL2H - Lateral 2 High File/File SIZE OPTION: MODULAR	4	946.98	3,787.92

Prices will be held for 30 days but are subject to increase by manufacturer. Please be advised that this quote may not include applicable sales and use tax.

Quote authorized by: 
Peter Gaslow - President
Empire Office, Inc.

ACCEPTED BY: _____
TITLE: _____ DATE: _____

Description	Quantity	Unit Price	Extended Price
87 DEPTH: 24.00000 WIDTH: 36.00000 TOP: WITH TOP APPLICATION: FULL WORKSURFACE THICKNESS: 1.12500 CASE FINISH: WOODGRAIN HPL 2412 - NATURAL CHERRY HEADSET FINISH: WOODGRAIN HPL 2412 - NATURAL CHERRY TOP SURFACE FINISH: WOODGRAIN HPL 2412 - NATURAL CHERRY EDGE FINISH: PLASTIC - PG1 6034 - NATURAL CHERRY PULL: NILE PULL PULL FINISH: SMOOTH PAINT PG2 0835 - BLACK LOCK FINISH: EMBER CHROME 9250 - EMBER CHROME KEYS: KEY PLUG COUNTERWEIGHT: WITH COUNTERWEIGHT STEELCASE Tag For 216,227,231,234 & 235A-"L" OFFICES FF/2/36			
88 46216179S - Leap; Chair, Upholstered, Adjustable seat depth, Sewn PLASTIC FINISH: POLYPROPYLENE 6205 - BLACK UPHOLSTERY FINISH: STAND IN 5623 - CYCLONE CASTER: HARD CASTERS ARM: H/W/P/D ARMS LUMBAR: LUMBAR SEAT HEIGHT: 5" PNEU SEAT HEIGHT RANGE HEADREST: OMIT HEADREST SOIL RETARDANT: NO SOIL RETARDANT TREATMENT PACKAGING: NOT APPLICABLE STEELCASE Tag For 216,227,231,234 & 235A-"L" OFFICES LEAP	5	783.88	3,919.40
89 475412M - Player; Chair-Leg base, Smooth arms, Glides BACK FINISH: GRADED-IN PRC GRP 06 59DF - GRADED IN PR. GRP. 6 THE DESIGNTEX GROUP PURCHASER: VENDOR PATTERN: TRAVELER -3083 COLOR: CHARCOAL -803	10	227.86	2,278.60

Prices will be held for 30 days but are subject to increase by manufacturer. Please be advised that this quote may not include applicable sales and use tax.

Quote authorized by: 
Peter Gaslow - President
Empire Office, Inc.


ACCEPTED BY: _____
TITLE: _____ DATE: _____

Description	Quantity	Unit Price	Extended Price
89 DIRECTION: VERTICAL FRAME FINISH: PLASTIC 6205 - BLACK SEAT FINISH: STAND IN 5623 - CYCLONE BACK: UPH STD BACK SET SEAT: UPH STD SEAT SET GLIDE: HARD GLIDES SOIL RETARDANT: NO SOIL RETARDANT TREATMENT STEELCASE Tag For 216,227,231,234 & 235A-"L" OFFICES PLAYER			
90 CRBKS2H - Bookcase- Stacking on2-High or Desk SIZE OPTION: PARAMETRIC DEPTH: 15.00000 WIDTH: 29.87500 APPLICATION HEIGHT: 72.00000 BOOKCASE HEIGHT: 43.50748 THICKNESS - WORKSURFACE: 1.12500 CASE FINISH: WOODGRAIN HPL 2412 - NATURAL CHERRY TOP SURFACE TYPE: HIGH PRESSURE LAMINATE STEELCASE Tag For 216,227,231,234 & 235A-"L" OFFICES BC/72/30	1	469.85	469.85
91 CRBKS2H - Bookcase- Stacking on2-High or Desk SIZE OPTION: PARAMETRIC DEPTH: 15.00000 WIDTH: 35.87500 APPLICATION HEIGHT: 72.00000 BOOKCASE HEIGHT: 43.50748 THICKNESS - WORKSURFACE: 1.12500 CASE FINISH: WOODGRAIN HPL 2412 - NATURAL CHERRY TOP SURFACE TYPE: HIGH PRESSURE LAMINATE STEELCASE Tag For 216,227,231,234 & 235A-"L" OFFICES BC/72/36	4	479.55	1,918.20
Sub Total			22,650.06
Total			22,650.06

219-DETECTIVES

Prices will be held for 30 days but are subject to increase by manufacturer. Please be advised that this quote may not include applicable sales and use tax.

Quote authorized by:


Peter Gaslow - President
Empire Office, Inc.

ACCEPTED BY: _____

TITLE: _____ DATE: _____

Description	Quantity	Unit Price	Extended Price
92 46216179S - Leap; Chair, Upholstered, Adjustable seat depth, Sewn PLASTIC FINISH: POLYPROPYLENE 6205 - BLACK UPHOLSTERY FINISH: STAND IN 5623 - CYCLONE CASTER: HARD CASTERS ARM: H/W/P/D ARMS LUMBAR: LUMBAR SEAT HEIGHT: 5" PNEU SEAT HEIGHT RANGE HEADREST: OMIT HEADREST SOIL RETARDANT: NO SOIL RETARDANT TREATMENT PACKAGING: NOT APPLICABLE STEELCASE Tag For 219-DETECTIVES LEAP	20	783.88	15,677.60
Sub Total			15,677.60
Total			15,677.60
225-CID MAJOR			
93 N48GFAX - DAVARI,GUEST,ARMS,CONTRASTING BACK UPHOLSTERY GRADE: DTK: DESIGNTEX GRADE K 3975_404: KEEN INDIGO EXTREME BACK UPH GRADE: DTK: DESIGNTEX GRADE K 3975_404: KEEN INDIGO SEAT UPHOLSTERY GRADE: 2: GRADE 2 22139: SEDONA MIDNIGHT FINISH: MC: AMBER KIMBALL OF Tag For 225-CID MAJOR N48GFAX	4	1,308.30	5,233.20
94 AMQDSTRAYLG - Universal Cable Management Kit, Large AMQ SOLUTI Tag For 225-CID MAJOR TS	1	80.00	80.00
95 EEWSMFPL - Full-Height Plinth Base Laminate Modesty Panel for Use with Storage and End Panels	1	243.81	243.81

Prices will be held for 30 days but are subject to increase by manufacturer. Please be advised that this quote may not include applicable sales and use tax.

Quote authorized by: 
 Peter Gaslow - President
 Empire Office, Inc.

ACCEPTED BY: _____
 TITLE: _____ DATE: _____

Description	Quantity	Unit Price	Extended Price
95 WIDTH: 48.00000 HEIGHT: 27.55910 PANEL FINISH: WOODGRAIN HPL 2412 - NATURAL CHERRY SCALLOP: NO SCALLOP GRAIN DIRECTION: VERTICAL STEELCASE Tag For 225-CID MAJOR MPF/48			
96 EEWSEPJPL - J-Shape Plinth Base Laminate End Panel for Use with Desk Worksurface HANDEDNESS: LEFT HAND DEPTH: 30.00000 WIDTH: 15.00000 HEIGHT: 27.55910 PANEL FINISH: WOODGRAIN HPL 2412 - NATURAL CHERRY FILLER - FRONT: NO FILLER GRAIN DIRECTION: VERTICAL STEELCASE Tag For 225-CID MAJOR EP/30	1	429.09	429.09
97 EEWSEPLPL - L-Shape Plinth Base Laminate End Panel HANDEDNESS: RIGHT HAND DEPTH: 24.00000 WIDTH: 15.00000 HEIGHT: 27.55910 APPLICATION: RECESSED FILLER - FRONT: NO FILLER PANEL FINISH: WOODGRAIN HPL 2412 - NATURAL CHERRY GRAIN DIRECTION: VERTICAL STEELCASE Tag For 225-CID MAJOR EP/24	1	297.12	297.12
98 BX26 - Base-X, 26W BASE FINISH: PAINT 2 0835 - BLACK COLUMN FINISH: PAINT 7207 - BLACK STEELCASE Tag For 225-CID MAJOR XB	1	159.33	159.33

Prices will be held for 30 days but are subject to increase by manufacturer. Please be advised that this quote may not include applicable sales and use tax.

Quote authorized by: 
Peter Gaslow - President
Empire Office, Inc.

ACCEPTED BY: _____
TITLE: _____ DATE: _____

Description	Quantity	Unit Price	Extended Price
99 AWQE45 - Brace-Worksurface, 45W STEELCASE Tag For 225-CID MAJOR BR/45	1	27.59	27.59
100 EEWBL - Bridge Laminate Worksurface DEPTH: 24.00000 WIDTH: 48.00000 TOP SURFACE FINISH: WOODGRAIN HPL 2412 - NATURAL CHERRY GRAIN DIRECTION: LONG GRAIN SCALLOP: NO SCALLOP EDGE PROFILE: 3MM PLASTIC EDGE EDGE FINISH: PLASTIC - PG1 6034 - NATURAL CHERRY GROMMET: ROUND GROMMET ROUND GROMMET FINISH: SMOOTH PAINT PG2 0835 - BLACK GROMMET LOCATION: CENTER STEELCASE Tag For 225-CID MAJOR 24/48	1	226.29	226.29
101 EEWDL - Desk Laminate Worksurface FRONT: STRAIGHT DEPTH: 36.00000 WIDTH: 78.00000 TOP SURFACE FINISH: WOODGRAIN HPL 2412 - NATURAL CHERRY GRAIN DIRECTION: LONG GRAIN EDGE PROFILE: 3MM PLASTIC EDGE EDGE FINISH: PLASTIC - PG1 6034 - NATURAL CHERRY GROMMET: ROUND GROMMET ROUND GROMMET FINISH: SMOOTH PAINT PG2 0835 - BLACK GROMMET LOCATION: LEFT GROMMET DEPTH: OVERHANG STEELCASE Tag For 225-CID MAJOR 36/78	1	443.26	443.26
102 EEWSL - Straight Laminate Worksurface DEPTH: 24.00000 WIDTH: 108.00000	1	657.25	657.25

Prices will be held for 30 days but are subject to increase by manufacturer. Please be advised that this quote may not include applicable sales and use tax.

Quote authorized by:


Peter Gaslow - President
Empire Office, Inc.

ACCEPTED BY: _____

TITLE: _____ DATE: _____

Description	Quantity	Unit Price	Extended Price
102 TOP SURFACE FINISH: WOODGRAIN HPL 2412 - NATURAL CHERRY GRAIN DIRECTION: LONG GRAIN SCALLOP: NO SCALLOP EDGE PROFILE: 3MM PLASTIC EDGE EDGE FINISH: PLASTIC - PG1 6034 - NATURAL CHERRY GROMMET: ROUND GROMMET ROUND GROMMET FINISH: SMOOTH PAINT PG2 0835 - BLACK GROMMET LOCATION: RIGHT STEELCASE Tag For 225-CID MAJOR 24/108			
103 BFR36 - Table-Round, 36 dia EDGE FINISH: PLASTIC 6034 - NATURAL CHERRY TOP SURFACE FINISH: LAMINATE 2412 - NATURAL CHERRY STEELCASE Tag For 225-CID MAJOR 36	1	194.52	194.52
104 E6NB1527P - Panel-Back, Pedestal application, 15W x 27 1/2H BASIC: 2412 NATURAL CHERRY OFFICE SET: *OPT:OFFICE SET NONE: STD:NO OFFICE SET STEELCASE Tag For 225-CID MAJOR BP/15	1	124.89	124.89
105 E6NM3027 - Panel-Modesty, 30W x 27 1/2H BASIC: 2412 NATURAL CHERRY OFFICE SET: *OPT:OFFICE SET NONE: STD:NO OFFICE SET STEELCASE Tag For 225-CID MAJOR MP/30	2	205.41	410.82
106 CRL2H - Lateral 2 High File/File SIZE OPTION: MODULAR DEPTH: 24.00000 WIDTH: 36.00000 TOP: WITH TOP APPLICATION: FULL	1	946.98	946.98


Prices will be held for 30 days but are subject to increase by manufacturer. Please be advised that this quote may not include applicable sales and use tax.

Quote authorized by: 
Peter Gaslow - President
Empire Office, Inc.

ACCEPTED BY: _____
TITLE: _____ DATE: _____

Description	Quantity	Unit Price	Extended Price
106 WORKSURFACE THICKNESS: 1.12500 CASE FINISH: WOODGRAIN HPL 2412 - NATURAL CHERRY HEADSET FINISH: WOODGRAIN HPL 2412 - NATURAL CHERRY TOP SURFACE FINISH: WOODGRAIN HPL 2412 - NATURAL CHERRY EDGE FINISH: PLASTIC - PG1 6034 - NATURAL CHERRY PULL: NILE PULL PULL FINISH: SMOOTH PAINT PG2 0835 - BLACK LOCK FINISH: EMBER CHROME 9250 - EMBER CHROME KEYS: KEY PLUG COUNTERWEIGHT: WITH COUNTERWEIGHT STEELCASE Tag For 225-CID MAJOR FF/2/36			
107 E6PD291527B - Pedestal, Plinth base, Box / box / file, 29 1/4D x 15W x 27 1/2H BASIC: 2412 NATURAL CHERRY FRONT: 2412 NATURAL CHERRY LOCK: 9250 EMBER CHROME KEYS: SK PLUG PULL OPT: *OPT:PULL OPTION PULL LAM: PULLS FOR LAM FRT NILEPULL: NILE PULL PULL: PULL STD PNT: *PULL:STANDARD PAINT 0835: BLACK DWR OPT: *OPT:DRAWER OPTION SOFT CLS: SOFT CLOSE DWR CON: *OPT:DRAWER CONSTRUCTION DOVETAIL: STD:DOVETAIL CONSTRUCTION WGHT PKG: *OPT:COUNTERWEIGHT PKG NO WGHT: NO COUNTERWT PKG FFRNTOPT: *OPT:FRONT OPTIONS FULL FRT: FULL FRONT OFFICE SET: *OPT:OFFICE SET NONE: STD:NO OFFICE SET STEELCASE	1	724.72	724.72

Prices will be held for 30 days but are subject to increase by manufacturer. Please be advised that this quote may not include applicable sales and use tax.

Quote authorized by: 
 Peter Gaslow - President
 Empire Office, Inc.

ACCEPTED BY: _____
 TITLE: _____ DATE: _____

Description		Quantity	Unit Price	Extended Price
107	Tag For 225-CID MAJOR BBF/2/29			
108	E6PD233027F - Pedestal, Plinth base, File / file, 23 1/4D x 30W x 27 1/2H BASIC: 2412 NATURAL CHERRY FRONT: 2412 NATURAL CHERRY LOCK: 9250 EMBER CHROME KEYS: SK PLUG PULL OPT: *OPT:PULL OPTION PULL LAM: PULLS FOR LAM FRT NILEPULL: NILE PULL PULL: PULL STD PNT: *PULL:STANDARD PAINT 0835: BLACK DWR CON: *OPT:DRAWER CONSTRUCTION DOVETAIL: STD:DOVETAIL CONSTRUCTION WGHT PKG: *OPT:COUNTERWEIGHT PKG NO WGHT: NO COUNTERWT PKG FFRNTOPT: *OPT:FRONT OPTIONS FULL FRT: FULL FRONT OFFICE SET: *OPT:OFFICE SET NONE: STD:NO OFFICE SET STEELCASE Tag For 225-CID MAJOR FF/2/23	2	701.61	1,403.22
109	E6TW242472G - Tower, Plinth base, Door hinged left hand with drawers, 1 cabinet left hand, 24D x 24W x 72 1/2H BASIC: 2412 NATURAL CHERRY FRONT: 2412 NATURAL CHERRY LOCK: 9250 EMBER CHROME KEYS: SK PLUG DOOR OPT: *OPT:DOOR OPTION NO GLS: NO GLS DOOR PULL OPT: *OPT:PULL OPTION PULL LAM: PULLS FOR LAM FRT NILEPULL: NILE PULL PULL: PULL STD PNT: *PULL:STANDARD PAINT	1	1,796.90	1,796.90

Prices will be held for 30 days but are subject to increase by manufacturer. Please be advised that this quote may not include applicable sales and use tax.

Quote authorized by: 
Peter Gaslow - President
Empire Office, Inc.

ACCEPTED BY: _____
TITLE: _____ DATE: _____

Description	Quantity	Unit Price	Extended Price
109 0835: BLACK DWR OPT: *OPT:DRAWER OPTION STD CLS: STD:STANDARD CLOSE SHELF OPT: *OPT:SHELF OPTION 3/4 SHLF: STD:3/4 INCH SHELF DWR CON: *OPT:DRAWER CONSTRUCTION DOVETAIL: STD:DOVETAIL CONSTRUCTION FFRNTOPT: *OPT:FRONT OPTIONS FULL FRT: FULL FRONT OFFICE SET: *OPT:OFFICE SET NONE: STD:NO OFFICE SET STEELCASE Tag For 225-CID MAJOR ST/72			
110 46216179S - Leap; Chair, Upholstered, Adjustable seat depth, Sewn PLASTIC FINISH: POLYPROPYLENE 6205 - BLACK UPHOLSTERY FINISH: STAND IN 5623 - CYCLONE CASTER: HARD CASTERS ARM: H/W/P/D ARMS LUMBAR: LUMBAR SEAT HEIGHT: 5" PNEU SEAT HEIGHT RANGE HEADREST: OMIT HEADREST SOIL RETARDANT: NO SOIL RETARDANT TREATMENT PACKAGING: NOT APPLICABLE STEELCASE Tag For 225-CID MAJOR LEAP	1	783.88	783.88
111 CRBKS2H - Bookcase- Stacking on2-High or Desk SIZE OPTION: PARAMETRIC DEPTH: 15.00000 WIDTH: 35.87500 APPLICATION HEIGHT: 72.00000 BOOKCASE HEIGHT: 43.50748 THICKNESS - WORKSURFACE: 1.12500 CASE FINISH: WOODGRAIN HPL 2412 - NATURAL CHERRY TOP SURFACE TYPE: HIGH PRESSURE LAMINATE	1	479.55	479.55

Prices will be held for 30 days but are subject to increase by manufacturer. Please be advised that this quote may not include applicable sales and use tax.

Quote authorized by: 
Peter Gaslow - President
Empire Office, Inc.

ACCEPTED BY: _____
TITLE: _____ DATE: _____

Description	Quantity	Unit Price	Extended Price
111 STEELCASE Tag For 225-CID MAJOR BC/72/36			
112 DSPINTRO - POWERSTRIP INTRO POWER CONFIGURATION: 2 POWER, 1 USB A, 1 USB C 20W POWER FINISH: PLASTIC - PG1 6527 - MERLE POWER MOUNT: C-CLAMP UTILITY POWER: NO UTILITY POWER CORD: 9' STANDARD CORD PLUG: STANDARD NEMA 5-15 3-PRONG PVC: WITH PVC STEELCASE Tag For 225-CID MAJOR PS/2P1AC20	1	150.75	150.75
Sub Total			14,813.17
Total			14,813.17
230-CHIEF'S ASSISTANT			
113 CROHHD - Overhead- Hinged Doors SIZE OPTION: PARAMETRIC WIDTH: 57.00000 ATTACHMENT BRACKETS: WALL MOUNT BRACKETS CASE FINISH: WOODGRAIN LPL 26L1 - NATURAL CHERRY (VERSION 2 HEADSET FINISH: WOODGRAIN LPL 26L1 - NATURAL CHERRY (VERSION 2 LOCK FINISH: EMBER CHROME 9250 - EMBER CHROME KEYS: KEY PLUG STEELCASE Tag For 230-CHIEF'S ASSISTANT OH/57.0000/15	2	555.90	1,111.80
114 TS736THF - Frame, Horizontal package, Thin, 36W BASIC: 4743 MINERAL METALLIC TC OPT: *OPT:TOP CAP OPTIONS OMIT CAP: TOP CAP, OMITTED CABLEOPT: *OPT:CABLE TRAY OPTION NO TRAY: NO CABLE TRAY BASE OPT: *OPT:BASE TRIM OPTIONS 1OMIT1KO: OMIT 1 SIDE / KNOCKOUT 1 SIDE	1	42.40	42.40

Prices will be held for 30 days but are subject to increase by manufacturer. Please be advised that this quote may not include applicable sales and use tax.


Quote authorized by: 
Peter Gaslow - President
Empire Office, Inc.

ACCEPTED BY: _____
TITLE: _____ DATE: _____

Description	Quantity	Unit Price	Extended Price
114 TRAY OPT: *OPT:BASE TRAY OPTION NO TRAY: NO BASE TRAY STEELCASE Tag For 230-CHIEF'S ASSISTANT 36/42			
115 TS736THF - Frame, Horizontal package, Thin, 36W BASIC: 4743 MINERAL METALLIC TC OPT: *OPT:TOP CAP OPTIONS STD CAP: STD:STD TOP CAP CABLEOPT: *OPT:CABLE TRAY OPTION NO TRAY: NO CABLE TRAY BASE OPT: *OPT:BASE TRIM OPTIONS 1OMIT1KO: OMIT 1 SIDE / KNOCKOUT 1 SIDE TRAY OPT: *OPT:BASE TRAY OPTION NO TRAY: NO BASE TRAY STEELCASE Tag For 230-CHIEF'S ASSISTANT 36/42	1	42.40	42.40
116 TS730THF - Frame-Horizontal package, Thin, 30W BASIC: 4743 MINERAL METALLIC TC OPT: *OPT:TOP CAP OPTIONS STD CAP: STD:STD TOP CAP CABLEOPT: *OPT:CABLE TRAY OPTION NO TRAY: NO CABLE TRAY BASE OPT: *OPT:BASE TRIM OPTIONS 1OMIT1KO: OMIT 1 SIDE / KNOCKOUT 1 SIDE TRAY OPT: *OPT:BASE TRAY OPTION NO TRAY: NO BASE TRAY STEELCASE Tag For 230-CHIEF'S ASSISTANT 30/42	1	40.18	40.18
117 TS742TEPJ - Junction-End of run, Thin, 42H TRIM: *OPT:TRIM PACKAGE PAINT: PAINTED TRIM PKG UPRIGHT: UPRIGHT METALLIC: *UPRIGHT:METALLIC PAINT 4743: MINERAL METALLIC	1	48.49	48.49

Prices will be held for 30 days but are subject to increase by manufacturer. Please be advised that this quote may not include applicable sales and use tax.

Quote authorized by:


Peter Gaslow - President
Empire Office, Inc.

ACCEPTED BY: _____

TITLE: _____ DATE: _____

Description	Quantity	Unit Price	Extended Price
117 STEELCASE Tag For 230-CHIEF'S ASSISTANT E42			
118 TS742TIPJ - Junction-In line, Thin, 42H STEELCASE Tag For 230-CHIEF'S ASSISTANT I42	1	31.31	31.31
119 TS742TLPJ - Junction-L, Thin, 42H TRIM: *OPT:TRIM PACKAGE PAINT: PAINTED TRIM PKG UPRIGHT: UPRIGHT METALLIC: *UPRIGHT:METALLIC PAINT 4743: MINERAL METALLIC STEELCASE Tag For 230-CHIEF'S ASSISTANT L42	1	73.43	73.43
120 TS742WPJ - Junction-Wall start, 42H STEELCASE Tag For 230-CHIEF'S ASSISTANT WS42	1	92.00	92.00
121 TSAEGROM - Grommet, Package Quantity 10 STEELCASE Tag For 230-CHIEF'S ASSISTANT GROM	1	26.26	26.26
122 TS73630LSF - Panel skin, Laminate, Floor, 36H x 30W SURFACE: 2412 NATURAL CHERRY TRIM: 4743 MINERAL METALLIC GRAINDIR: *OPT:GRAIN DIRECTION VERT: STD:VERTICAL STEELCASE Tag For 230-CHIEF'S ASSISTANT	1	193.69	193.69
123 TS73636LSF - Panel skin, Laminate, Floor, 36H x 36W SURFACE: 2412 NATURAL CHERRY TRIM: 4743 MINERAL METALLIC GRAINDIR: *OPT:GRAIN DIRECTION VERT: STD:VERTICAL STEELCASE Tag For 230-CHIEF'S ASSISTANT	2	200.07	400.14

Prices will be held for 30 days but are subject to increase by manufacturer. Please be advised that this quote may not include applicable sales and use tax.

Quote authorized by: 
Peter Gaslow - President
Empire Office, Inc.

ACCEPTED BY: _____
TITLE: _____ DATE: _____

Description	Quantity	Unit Price	Extended Price
124 TS73630TK - Panel skin-Tackable acoustical, 36H x 30W SURFACE: 5H40 PEBBLE FAB DIR: *OPT:FABRIC DIRECTION HORZ: STD:HORIZONTAL APPLICATION STEELCASE Tag For 230-CHIEF'S ASSISTANT	1	85.90	85.90
125 TS73636TK - Panel skin-Tackable acoustical, 36H x 36W SURFACE: 5H40 PEBBLE FAB DIR: *OPT:FABRIC DIRECTION HORZ: STD:HORIZONTAL APPLICATION STEELCASE Tag For 230-CHIEF'S ASSISTANT	2	90.89	181.78
126 CRTBWM - Tackboard, Wallmount SIZE OPTION: PARAMETRIC HEIGHT: 22.00000 WIDTH: 57.00000 TACKBOARD FINISH: BUZZ2 5F15 - STONE FABRIC DIRECTION: HORIZONTAL STEELCASE Tag For 230-CHIEF'S ASSISTANT TB/57/22	2	216.14	432.28
127 UFB - Bracket-Flush mount STEELCASE Tag For 230-CHIEF'S ASSISTANT FMB	2	11.36	22.72
128 USSBR - Bracket-Side support STEELCASE Tag For 230-CHIEF'S ASSISTANT SS	1	16.63	16.63
129 UFH30LHANS - Leg-Universal, Left hand, Half, Answer application, 30D BASIC FINISH: METALLIC PAINT 4743 - MINERAL METALLIC STEELCASE Tag For 230-CHIEF'S ASSISTANT HL/30	1	170.14	170.14
130 UFQ24T - Leg-Universal, Table, Open, 24D BASIC FINISH: METALLIC PAINT 4743 - MINERAL METALLIC STEELCASE	1	216.42	216.42

Prices will be held for 30 days but are subject to increase by manufacturer. Please be advised that this quote may not include applicable sales and use tax.

Quote authorized by: 
 Peter Gaslow - President
 Empire Office, Inc.

ACCEPTED BY: _____
 TITLE: _____ DATE: _____

Description		Quantity	Unit Price	Extended Price
130	Tag For 230-CHIEF'S ASSISTANT OL-TB/24			
131	USWS - Worksurface-Straight, Laminate, Plastic edge profile SIZE: PARAMETRIC DEPTH: 24.50000 WIDTH: 114.00000 TOP SURFACE FINISH: WOODGRAIN HPL 2412 - NATURAL CHERRY GRAIN DIRECTION: LONG GRAIN EDGE FINISH: PLASTIC - PG1 6034 - NATURAL CHERRY POWER ACCESS: NO POWER ACCESS SCALLOP: NO SCALLOP GROMMET: 3" GROMMET GROMMET LOCATION: RIGHT CORD DROP: NO CORD DROP STEELCASE Tag For 230-CHIEF'S ASSISTANT 24.5/114	1	309.80	309.80
132	USWS - Worksurface-Straight, Laminate, Plastic edge profile SIZE: MODULAR DEPTH: 24.00000 WIDTH: 54.00000 TOP SURFACE FINISH: WOODGRAIN HPL 2412 - NATURAL CHERRY GRAIN DIRECTION: LONG GRAIN EDGE FINISH: PLASTIC - PG1 6034 - NATURAL CHERRY POWER ACCESS: NO POWER ACCESS SCALLOP: WITH SCALLOP GROMMET: NO GROMMET CORD DROP: WITH CORD DROP DEPTH - CORD DROP: 23.50000 STEELCASE Tag For 230-CHIEF'S ASSISTANT 24/54	1	125.25	125.25
133	USWS - Worksurface-Straight, Laminate, Plastic edge profile SIZE: MODULAR DEPTH: 30.00000 WIDTH: 72.00000	1	204.22	204.22

Prices will be held for 30 days but are subject to increase by manufacturer. Please be advised that this quote may not include applicable sales and use tax.

Quote authorized by: 
Peter Gaslow - President
Empire Office, Inc.

ACCEPTED BY: _____
TITLE: _____ DATE: _____

Description	Quantity	Unit Price	Extended Price
133 TOP SURFACE FINISH: WOODGRAIN HPL 2412 - NATURAL CHERRY GRAIN DIRECTION: LONG GRAIN EDGE FINISH: PLASTIC - PG1 6034 - NATURAL CHERRY POWER ACCESS: NO POWER ACCESS SCALLOP: WITH SCALLOP GROMMET: NO GROMMET CORD DROP: WITH CORD DROP DEPTH - CORD DROP: 29.50000 STEELCASE Tag For 230-CHIEF'S ASSISTANT 30/72			
134 UTR1636TA - Worksurface-Transaction, Plastic edge, Laminate, Straight, Thin, Answer applicat ion, 16D x 36W EDGE FINISH: PLASTIC 6034 - NATURAL CHERRY TOP SURFACE FINISH: LAMINATE FINISHES 2412 - NATURAL CHERRY TOP CAP: STD TOP CAP TOP CAP FINISH: METALLIC PAINT 4743 - MINERAL METALLIC OFFICE SET: NONE STEELCASE Tag For 230-CHIEF'S ASSISTANT 16/36	1	146.03	146.03
135 TS7WKSPT48 - Reinforcing channel, 48W STEELCASE Tag For 230-CHIEF'S ASSISTANT RC/48	1	21.61	21.61
136 TS7WKSPT66 - Reinforcing channel, 66W STEELCASE Tag For 230-CHIEF'S ASSISTANT RC/66	1	21.61	21.61
137 CRL2H - Lateral 2 High File/File SIZE OPTION: PARAMETRIC DEPTH: 22.93750 WIDTH: 30.00000 TOP: NO TOP APPLICATION: FULL CASE FINISH: WOODGRAIN HPL 2412 - NATURAL CHERRY HEADSET FINISH: WOODGRAIN HPL 2412 - NATURAL	1	816.08	816.08

Prices will be held for 30 days but are subject to increase by manufacturer. Please be advised that this quote may not include applicable sales and use tax.

Quote authorized by: 
 Peter Gaslow - President
 Empire Office, Inc.

ACCEPTED BY: _____
 TITLE: _____ DATE: _____

Description	Quantity	Unit Price	Extended Price
137 CHERRY PULL: NILE PULL PULL FINISH: SMOOTH PAINT PG2 0835 - BLACK LOCK FINISH: EMBER CHROME 9250 - EMBER CHROME KEYS: KEY PLUG COUNTERWEIGHT: WITH COUNTERWEIGHT STEELCASE Tag For 230-CHIEF'S ASSISTANT FF/2/30			
138 CRL2H - Lateral 2 High File/File SIZE OPTION: PARAMETRIC DEPTH: 24.50000 WIDTH: 30.00000 TOP: NO TOP APPLICATION: FULL CASE FINISH: WOODGRAIN HPL 2412 - NATURAL CHERRY HEADSET FINISH: WOODGRAIN HPL 2412 - NATURAL CHERRY PULL: NILE PULL PULL FINISH: SMOOTH PAINT PG2 0835 - BLACK LOCK FINISH: EMBER CHROME 9250 - EMBER CHROME KEYS: KEY PLUG COUNTERWEIGHT: WITH COUNTERWEIGHT STEELCASE Tag For 230-CHIEF'S ASSISTANT FF/2/30	1	851.63	851.63
139 CRLS2HD - Low Storage-Two-High, Cabinet SIZE OPTION: MODULAR DEPTH: 24.00000 WIDTH: 30.00000 TOP: NO TOP APPLICATION: FULL CASE FINISH: WOODGRAIN HPL 2412 - NATURAL CHERRY HEADSET FINISH: WOODGRAIN HPL 2412 - NATURAL CHERRY LOCK FINISH: EMBER CHROME 9250 - EMBER CHROME KEYS: KEY PLUG PULL: NILE PULL	1	554.29	554.29

Prices will be held for 30 days but are subject to increase by manufacturer. Please be advised that this quote may not include applicable sales and use tax.

Quote authorized by: 
 Peter Gaslow - President
 Empire Office, Inc.

ACCEPTED BY: _____
 TITLE: _____ DATE: _____

Description	Quantity	Unit Price	Extended Price
139 PULL FINISH: SMOOTH PAINT PG2 0835 - BLACK STEELCASE Tag For 230-CHIEF'S ASSISTANT D/2/30			
140 CRMP15H - Pedestal-1.5-High,Box/File, Mobile SIZE OPTION: MODULAR DEPTH: 22.00000 CASE FINISH: WOODGRAIN HPL 2412 - NATURAL CHERRY HEADSET FINISH: WOODGRAIN HPL 2412 - NATURAL CHERRY TOP SURFACE FINISH: WOODGRAIN HPL 2412 - NATURAL CHERRY EDGE FINISH: PLASTIC - PG1 6034 - NATURAL CHERRY LOCK FINISH: EMBER CHROME 9250 - EMBER CHROME KEYS: KEY PLUG PULL: NILE PULL PULL FINISH: SMOOTH PAINT PG2 0835 - BLACK COUNTERWEIGHT: WITH COUNTERWEIGHT STEELCASE Tag For 230-CHIEF'S ASSISTANT MBF/22	1	525.60	525.60
141 46216179S - Leap; Chair, Upholstered, Adjustable seat depth, Sewn PLASTIC FINISH: POLYPROPYLENE 6205 - BLACK UPHOLSTERY FINISH: STAND IN 5623 - CYCLONE CASTER: HARD CASTERS ARM: H/W/P/D ARMS LUMBAR: LUMBAR SEAT HEIGHT: 5" PNEU SEAT HEIGHT RANGE HEADREST: OMIT HEADREST SOIL RETARDANT: NO SOIL RETARDANT TREATMENT PACKAGING: NOT APPLICABLE STEELCASE Tag For 230-CHIEF'S ASSISTANT LEAP	1	783.88	783.88
Sub Total			7,587.97
Total			7,587.97

232-233-GRANTS/ADMIN ASSISTANTS

Prices will be held for 30 days but are subject to increase by manufacturer. Please be advised that this quote may not include applicable sales and use tax.

Quote authorized by:

Peter Gaslow - President
Empire Office, Inc.

ACCEPTED BY: _____

TITLE: _____ DATE: _____

Description	Quantity	Unit Price	Extended Price
142 CROHHD - Overhead- Hinged Doors SIZE OPTION: PARAMETRIC WIDTH: 55.87500 ATTACHMENT BRACKETS: WALL MOUNT BRACKETS CASE FINISH: WOODGRAIN LPL 26L1 - NATURAL CHERRY (VERSION 2) HEADSET FINISH: WOODGRAIN LPL 26L1 - NATURAL CHERRY (VERSION 2) LOCK FINISH: EMBER CHROME 9250 - EMBER CHROME KEYS: KEY PLUG STEELCASE Tag For 232-233-GRANTS/ADMIN ASSISTANTS OH/55.8750/15	2	555.90	1,111.80
143 CRPD2HBBF - Pedestal-2-High,Box/Box/File SIZE OPTION: PARAMETRIC DEPTH: 23.50000 CASE FINISH: WOODGRAIN HPL 2412 - NATURAL CHERRY HEADSET FINISH: WOODGRAIN HPL 2412 - NATURAL CHERRY LOCK FINISH: EMBER CHROME 9250 - EMBER CHROME KEYS: KEY PLUG PULL: NILE PULL PULL FINISH: SMOOTH PAINT PG2 0835 - BLACK COUNTERWEIGHT: WITH COUNTERWEIGHT STEELCASE Tag For 232-233-GRANTS/ADMIN ASSISTANTS BBF/2/23.5	4	570.85	2,283.40
144 CRPD2HFF - Pedestal-2-High,File/File SIZE OPTION: PARAMETRIC DEPTH: 23.50000 CASE FINISH: WOODGRAIN HPL 2412 - NATURAL CHERRY HEADSET FINISH: WOODGRAIN HPL 2412 - NATURAL CHERRY LOCK FINISH: EMBER CHROME 9250 - EMBER CHROME KEYS: KEY PLUG PULL: NILE PULL PULL FINISH: SMOOTH PAINT PG2 0835 - BLACK COUNTERWEIGHT: WITH COUNTERWEIGHT STEELCASE	2	555.90	1,111.80

Prices will be held for 30 days but are subject to increase by manufacturer. Please be advised that this quote may not include applicable sales and use tax.


Quote authorized by: 
Peter Gaslow - President
Empire Office, Inc.

ACCEPTED BY: _____
TITLE: _____ DATE: _____

Description	Quantity	Unit Price	Extended Price
144 Tag For 232-233-GRANTS/ADMIN ASSISTANTS FF/2/23.5			
145 TS736THF - Frame, Horizontal package, Thin, 36W BASIC: 4743 MINERAL METALLIC TC OPT: *OPT:TOP CAP OPTIONS STD CAP: STD:STD TOP CAP CABLEOPT: *OPT:CABLE TRAY OPTION NO TRAY: NO CABLE TRAY BASE OPT: *OPT:BASE TRIM OPTIONS 1OMIT1KO: OMIT 1 SIDE / KNOCKOUT 1 SIDE TRAY OPT: *OPT:BASE TRAY OPTION NO TRAY: NO BASE TRAY STEELCASE Tag For 232-233-GRANTS/ADMIN ASSISTANTS 36/42	2	42.40	84.80
146 TS730THF - Frame-Horizontal package, Thin, 30W BASIC: 4743 MINERAL METALLIC TC OPT: *OPT:TOP CAP OPTIONS OMIT CAP: TOP CAP, OMITTED CABLEOPT: *OPT:CABLE TRAY OPTION NO TRAY: NO CABLE TRAY BASE OPT: *OPT:BASE TRIM OPTIONS 1OMIT1KO: OMIT 1 SIDE / KNOCKOUT 1 SIDE TRAY OPT: *OPT:BASE TRAY OPTION NO TRAY: NO BASE TRAY STEELCASE Tag For 232-233-GRANTS/ADMIN ASSISTANTS 30/42	2	40.18	80.36
147 TS742TEPJ - Junction-End of run, Thin, 42H TRIM: *OPT:TRIM PACKAGE OMIT: OMIT TRIM STEELCASE Tag For 232-233-GRANTS/ADMIN ASSISTANTS E42-O	2	20.78	41.56
148 TS742TIPJ - Junction-In line, Thin, 42H STEELCASE Tag For 232-233-GRANTS/ADMIN ASSISTANTS I42	2	31.31	62.62

Prices will be held for 30 days but are subject to increase by manufacturer. Please be advised that this quote may not include applicable sales and use tax.

Quote authorized by:


Peter Gaslow - President
Empire Office, Inc.

ACCEPTED BY: _____

TITLE: _____ DATE: _____

Description	Quantity	Unit Price	Extended Price
149 TS742WPJ - Junction-Wall start, 42H STEELCASE Tag For 232-233-GRANTS/ADMIN ASSISTANTS WS42	2	92.00	184.00
150 TS73630LSF - Panel skin, Laminate, Floor, 36H x 30W SURFACE: 2412 NATURAL CHERRY TRIM: 4743 MINERAL METALLIC GRAINDIR: *OPT:GRAIN DIRECTION VERT: STD:VERTICAL STEELCASE Tag For 232-233-GRANTS/ADMIN ASSISTANTS	2	193.69	387.38
151 TS73636LSF - Panel skin, Laminate, Floor, 36H x 36W SURFACE: 2412 NATURAL CHERRY TRIM: 4743 MINERAL METALLIC GRAINDIR: *OPT:GRAIN DIRECTION VERT: STD:VERTICAL STEELCASE Tag For 232-233-GRANTS/ADMIN ASSISTANTS	2	200.07	400.14
152 TS73630TK - Panel skin-Tackable acoustical, 36H x 30W SURFACE: 5H40 PEBBLE FAB DIR: *OPT:FABRIC DIRECTION HORZ: STD:HORIZONTAL APPLICATION STEELCASE Tag For 232-233-GRANTS/ADMIN ASSISTANTS	2	85.90	171.80
153 TS73636TK - Panel skin-Tackable acoustical, 36H x 36W SURFACE: 5H40 PEBBLE FAB DIR: *OPT:FABRIC DIRECTION HORZ: STD:HORIZONTAL APPLICATION STEELCASE Tag For 232-233-GRANTS/ADMIN ASSISTANTS	2	90.89	181.78
154 TS7DCSSD - Screen-Dual connect, Straight, Single sided, Answer application APPLICATION: SINGLE RIGHT SIZE: MODULAR HEIGHT: 42.00000 HEIGHT - CONNECTED PANEL: 42.00000 WIDTH: 33.00000	1	159.61	159.61

Prices will be held for 30 days but are subject to increase by manufacturer. Please be advised that this quote may not include applicable sales and use tax.

Quote authorized by: 
 Peter Gaslow - President
 Empire Office, Inc.

ACCEPTED BY: _____
 TITLE: _____ DATE: _____

Description	Quantity	Unit Price	Extended Price
154 SURFACE FINISH: WOODGRAIN HPL 2412 - NATURAL CHERRY EDGE FINISH: PLASTIC - PG1 6034 - NATURAL CHERRY GRAIN DIRECTION: VERTICAL COVER FINISH: SMOOTH METALLIC 4743 - MINERAL METALLIC OFFICE SET: NONE STEELCASE Tag For 232-233-GRANTS/ADMIN ASSISTANTS BS33/41.342-D			
155 TS7SCSSD - Screen-Single Connect, Straight, Single sided, Answer application APPLICATION: SINGLE LEFT SIZE: MODULAR HEIGHT: 42.00000 HEIGHT - CONNECTED PANEL: 42.00000 WIDTH: 33.00000 SURFACE FINISH: WOODGRAIN HPL 2412 - NATURAL CHERRY EDGE FINISH: PLASTIC - PG1 6034 - NATURAL CHERRY GRAIN DIRECTION: VERTICAL COVER FINISH: SMOOTH METALLIC 4743 - MINERAL METALLIC OFFICE SET: NONE STEELCASE Tag For 232-233-GRANTS/ADMIN ASSISTANTS BS33/41.342-S	1	263.24	263.24
156 CRTBWM - Tackboard, Wallmount SIZE OPTION: PARAMETRIC HEIGHT: 27.50000 WIDTH: 55.87500 TACKBOARD FINISH: BUZZ2 5F15 - STONE FABRIC DIRECTION: HORIZONTAL STEELCASE Tag For 232-233-GRANTS/ADMIN ASSISTANTS TB/55.8750/27.5000	2	237.15	474.30
157 UFB - Bracket-Flush mount STEELCASE Tag For 232-233-GRANTS/ADMIN ASSISTANTS FMB	2	11.36	22.72

Prices will be held for 30 days but are subject to increase by manufacturer. Please be advised that this quote may not include applicable sales and use tax.

Quote authorized by: 
Peter Gaslow - President
Empire Office, Inc.

ACCEPTED BY: _____
TITLE: _____ DATE: _____

Description	Quantity	Unit Price	Extended Price
158 USSBR - Bracket-Side support STEELCASE Tag For 232-233-GRANTS/ADMIN ASSISTANTS SS	1	16.63	16.63
159 UE24 - End support, 24D BASIC FINISH: METALLIC PAINT 4743 - MINERAL METALLIC STEELCASE Tag For 232-233-GRANTS/ADMIN ASSISTANTS ES/24	2	208.66	417.32
160 UFH30LHANS - Leg-Universal, Left hand, Half, Answer application, 30D BASIC FINISH: METALLIC PAINT 4743 - MINERAL METALLIC STEELCASE Tag For 232-233-GRANTS/ADMIN ASSISTANTS HL/30	1	170.14	170.14
161 UFH30RHANS - Leg-Universal, Right hand, Half, Answer application, 30D BASIC FINISH: METALLIC PAINT 4743 - MINERAL METALLIC STEELCASE Tag For 232-233-GRANTS/ADMIN ASSISTANTS HL/30	1	170.14	170.14
162 EEWSL - Straight Laminate Worksurface DEPTH: 18.00000 WIDTH: 60.00000 TOP SURFACE FINISH: WOODGRAIN HPL 2412 - NATURAL CHERRY GRAIN DIRECTION: LONG GRAIN SCALLOP: NO SCALLOP EDGE PROFILE: 3MM PLASTIC EDGE EDGE FINISH: PLASTIC - PG1 6034 - NATURAL CHERRY GROMMET: NO GROMMET STEELCASE Tag For 232-233-GRANTS/ADMIN ASSISTANTS 18/60	1	174.84	174.84
163 UCS - Support-Corner BASIC FINISH: METALLIC PAINT 4743 - MINERAL METALLIC STEELCASE Tag For 232-233-GRANTS/ADMIN ASSISTANTS CS	2	69.00	138.00
164 UCC226060 - Worksurface-Corner, Curved, 23 1/2DL x 23 1/2DR x 59 1/2WL x 59 1/2WR	2	364.94	729.88

Prices will be held for 30 days but are subject to increase by manufacturer. Please be advised that this quote may not include applicable sales and use tax.

Quote authorized by:


Peter Gaslow - President
Empire Office, Inc.


ACCEPTED BY: _____

TITLE: _____ DATE: _____

Description	Quantity	Unit Price	Extended Price
164 EDGE FINISH: PLASTIC 6034 - NATURAL CHERRY TOP SURFACE FINISH: LAMINATE FINISHES 2412 - NATURAL CHERRY WORKSURFACE: SCALLOPS STEELCASE Tag For 232-233-GRANTS/ADMIN ASSISTANTS 24/60/60/24			
165 USWS - Worksurface-Straight, Laminate, Plastic edge profile SIZE: PARAMETRIC DEPTH: 24.00000 WIDTH: 53.00000 TOP SURFACE FINISH: WOODGRAIN HPL 2412 - NATURAL CHERRY GRAIN DIRECTION: LONG GRAIN EDGE FINISH: PLASTIC - PG1 6034 - NATURAL CHERRY POWER ACCESS: NO POWER ACCESS SCALLOP: NO SCALLOP GROMMET: NO GROMMET CORD DROP: WITH CORD DROP DEPTH - CORD DROP: 23.50000 STEELCASE Tag For 232-233-GRANTS/ADMIN ASSISTANTS 24/53	1	116.66	116.66
166 USWS - Worksurface-Straight, Laminate, Plastic edge profile SIZE: MODULAR DEPTH: 24.00000 WIDTH: 60.00000 TOP SURFACE FINISH: WOODGRAIN HPL 2412 - NATURAL CHERRY GRAIN DIRECTION: LONG GRAIN EDGE FINISH: PLASTIC - PG1 6034 - NATURAL CHERRY POWER ACCESS: NO POWER ACCESS SCALLOP: NO SCALLOP GROMMET: NO GROMMET CORD DROP: WITH CORD DROP DEPTH - CORD DROP: 23.50000 STEELCASE Tag For 232-233-GRANTS/ADMIN ASSISTANTS 24/60	2	132.18	264.36

Prices will be held for 30 days but are subject to increase by manufacturer. Please be advised that this quote may not include applicable sales and use tax.

Quote authorized by:


Peter Gaslow - President
Empire Office, Inc.

ACCEPTED BY: _____

TITLE: _____ DATE: _____

Description	Quantity	Unit Price	Extended Price
167 USWS - Worksurface-Straight, Laminate, Plastic edge profile SIZE: MODULAR DEPTH: 30.00000 WIDTH: 66.00000 TOP SURFACE FINISH: WOODGRAIN HPL 2412 - NATURAL CHERRY GRAIN DIRECTION: LONG GRAIN EDGE FINISH: PLASTIC - PG1 6034 - NATURAL CHERRY POWER ACCESS: NO POWER ACCESS SCALLOP: WITH SCALLOP GROMMET: NO GROMMET CORD DROP: WITH CORD DROP DEPTH - CORD DROP: 29.50000 STEELCASE Tag For 232-233-GRANTS/ADMIN ASSISTANTS 30/66	2	186.49	372.98
168 UTR1630TA - Worksurface-Transaction, Straight, Thin, Answer application, 16D x 30W EDGE FINISH: PLASTIC 6034 - NATURAL CHERRY TOP SURFACE FINISH: LAMINATE FINISHES 2412 - NATURAL CHERRY TOP CAP: STD TOP CAP TOP CAP FINISH: METALLIC PAINT 4743 - MINERAL METALLIC OFFICE SET: NONE STEELCASE Tag For 232-233-GRANTS/ADMIN ASSISTANTS 16/30	2	134.67	269.34
169 TS7WKSPT51 - Reinforcing channel, 51W STEELCASE Tag For 232-233-GRANTS/ADMIN ASSISTANTS RC/51	1	21.61	21.61
170 TS7WKSPT60 - Reinforcing channel, 60W STEELCASE Tag For 232-233-GRANTS/ADMIN ASSISTANTS RC/60	2	21.61	43.22
171 E6BS153043D - Bookcase-Stacking, Double doors, 15 7/8D x 30W x 43 1/2H BASIC: 2412 NATURAL CHERRY DOOR OPT: *OPT:DOOR OPTION	2	1,186.62	2,373.24

Prices will be held for 30 days but are subject to increase by manufacturer. Please be advised that this quote may not include applicable sales and use tax.

Quote authorized by: 
Peter Gaslow - President
Empire Office, Inc.

ACCEPTED BY: _____
TITLE: _____ DATE: _____

Description	Quantity	Unit Price	Extended Price
171 LAM DOOR: LAMINATE DOOR DOOR: DOOR LAMINATE: *DOOR:LAMINATE FINISHES 2412: NATURAL CHERRY PULL OPT: *OPT:PULL OPTION PULL LAM: PULLS FOR LAM DR NILEPULL: NILE PULL PULL: PULL STD PNT: *PULL:STANDARD PAINT 0835: BLACK BACK OPT: *OPT:BACK OPTIONS UNFNEXBK: STD:UNFINISHED EXTERIOR BACK SHELF OPT: *OPT:SHELF OPTION 3/4 SHLF: STD:3/4 INCH SHELF OFFICE SET: *OPT:OFFICE SET NONE: STD:NO OFFICE SET STEELCASE Tag For 232-233-GRANTS/ADMIN ASSISTANTS SBC/3H/30			
172 CRL2H - Lateral 2 High File/File SIZE OPTION: PARAMETRIC DEPTH: 23.50000 WIDTH: 30.00000 TOP: NO TOP APPLICATION: FULL CASE FINISH: WOODGRAIN HPL 2412 - NATURAL CHERRY HEADSET FINISH: WOODGRAIN HPL 2412 - NATURAL CHERRY PULL: NILE PULL PULL FINISH: SMOOTH PAINT PG2 0835 - BLACK LOCK FINISH: EMBER CHROME 9250 - EMBER CHROME KEYS: KEY PLUG COUNTERWEIGHT: WITH COUNTERWEIGHT STEELCASE Tag For 232-233-GRANTS/ADMIN ASSISTANTS FF/2/30	1	816.08	816.08
173 46216179S - Leap; Chair, Upholstered, Adjustable seat depth, Sewn	4	783.88	3,135.52

Prices will be held for 30 days but are subject to increase by manufacturer. Please be advised that this quote may not include applicable sales and use tax.


Quote authorized by: 
Peter Gaslow - President
Empire Office, Inc.

ACCEPTED BY: _____
TITLE: _____ DATE: _____

Description	Quantity	Unit Price	Extended Price
173 PLASTIC FINISH: POLYPROPYLENE 6205 - BLACK UPHOLSTERY FINISH: STAND IN 5623 - CYCLONE CASTER: HARD CASTERS ARM: H/W/P/D ARMS LUMBAR: LUMBAR SEAT HEIGHT: 5" PNEU SEAT HEIGHT RANGE HEADREST: OMIT HEADREST SOIL RETARDANT: NO SOIL RETARDANT TREATMENT PACKAGING: NOT APPLICABLE STEELCASE Tag For 232-233-GRANTS/ADMIN ASSISTANTS LEAP			
Sub Total			16,251.27
Total			16,251.27
235-B-CID CONFERENCE			
174 74K3672SRTL - DOCK, 36DX72W, MEETING TABLE TOP, SOFT RECTANGLE, HPL, P RIM 1/8" MOLDED VIN C7,9.81X11,CENTER,CUTOUT STANDARD GROUP 1 STD AUTUMN 2 AC2 AUTUMN CHERRY AC2 MODIFIED DEPTH 0000008459 NO MODIFIED DEPTH (STANDARD) X MODIFIED WIDTH 0000008463 NO MODIFIED WIDTH (STANDARD) X KIMBALL OF Tag For 235-B-CID CONFERENCE 74K3672SRTL	1	515.76	515.76
175 CBV245028YBKP - FOOTINGS,24DX50WX28H,Y BASE KIT COLUMN PAINT COLOR: 501: PLATINUM METALLIC FOOT PAINT COLOR: 501: PLATINUM METALLIC KIMBALL OF Tag For 235-B-CID CONFERENCE 245028YBKP	1	518.70	518.70
176 98KG43AELPGSV - PERKS, G43A, E2X POWER/DATA CENTER, SURF MOUNT, C7 CUTOUT, SILVER	1	910.56	910.56

Prices will be held for 30 days but are subject to increase by manufacturer. Please be advised that this quote may not include applicable sales and use tax.

Quote authorized by:


Peter Gaslow - President
Empire Office, Inc.

ACCEPTED BY: _____

TITLE: _____ DATE: _____

Description	Quantity	Unit Price	Extended Price
176 KIMBALL OF Tag For 235-B-CID CONFERENCE G43AELPGSV			
177 1664.BK3.T.AR22 - Sephen, Lowback, Swivel Tilt, Fixed Arms (Polished Aluminum) Base Selection: BT2: 5-Star Polished Aluminum CH1: Standard Cylinder CS5: Carpet Casters Seat & Back Textile: FG2: Fabric/Vinyl Grade 2 ELEMENT: Element Standard Color Selection IRON: Element Iron Packaging Options: UC: Back Attached to Seat, Base Separate EXEMPLIS C Tag For 235-B-CID CONFERENCE 1664.BK3.T.AR22	6	650.00	3,900.00
178 PWBWTBRD - Whiteboard-Premium SIZE OPTION: PARAMETRIC TRIM TYPE: EDGE SERIES HEIGHT: 32.00000 WIDTH: 42.18750 SURFACE FINISH: CERAMIC 7655 - E3 ENVIRONMENTAL CERAMICS TRIM FINISH: ANODIZED ALUMINUM 8043 - CLEAR ANODIZED ALUM MOUNT OPTION: WALL MOUNT TRAY OPTION: WITH TRAY STEELCASE Tag For 235-B-CID CONFERENCE WB/42.18750/32.00000	1	452.72	452.72
Sub Total			6,297.74
Total			6,297.74
240 & 241-INTERVIEW ROOMS			
179 BD-29-29-BK - Bolt down leg. Permanently mount 3" diameter post with 6" diameter cover plate; Standard Height - 27.75"; Black STEELCASE	4	179.00	716.00

Prices will be held for 30 days but are subject to increase by manufacturer. Please be advised that this quote may not include applicable sales and use tax.

Quote authorized by: 
Peter Gaslow - President
Empire Office, Inc.

ACCEPTED BY: _____
TITLE: _____ DATE: _____

Description		Quantity	Unit Price	Extended Price
179	Tag For 240 & 241-INTERVIEW ROOMS BD-29-29-BK			
180	475412M - Player; Chair-Leg base, Smooth arms, Glides BACK FINISH: STAND IN 5623 - CYCLONE FRAME FINISH: PLASTIC 6205 - BLACK SEAT FINISH: STAND IN 5623 - CYCLONE BACK: UPH STD BACK SET SEAT: UPH STD SEAT SET GLIDE: HARD GLIDES SOIL RETARDANT: NO SOIL RETARDANT TREATMENT STEELCASE Tag For 240 & 241-INTERVIEW ROOMS PLAYER	4	207.01	828.04
181	TS4THR3048 - Top-Table, Rectangle, High pressure laminate, 30D x 48W EDGE: 6034 NATURAL CHERRY TOP-SURF: 2412 NATURAL CHERRY STEELCASE Tag For 240 & 241-INTERVIEW ROOMS 30/48	2	184.27	368.54
Sub Total				1,912.58
Total				1,912.58
242-INTERVIEW VIEWING RM				
182	CRPD2HBBF - Pedestal-2-High,Box/Box/File SIZE OPTION: MODULAR DEPTH: 24.00000 CASE FINISH: WOODGRAIN HPL 2412 - NATURAL CHERRY HEADSET FINISH: WOODGRAIN HPL 2412 - NATURAL CHERRY LOCK FINISH: EMBER CHROME 9250 - EMBER CHROME KEYS: KEY PLUG PULL: NILE PULL PULL FINISH: SMOOTH PAINT PG2 0835 - BLACK COUNTERWEIGHT: WITH COUNTERWEIGHT STEELCASE Tag For 242-INTERVIEW VIEWING RM BBF/2/24	1	570.85	570.85
183	CRPD2HFF - Pedestal-2-High,File/File	1	555.90	555.90

Prices will be held for 30 days but are subject to increase by manufacturer. Please be advised that this quote may not include applicable sales and use tax.

Quote authorized by: 
Peter Gaslow - President
Empire Office, Inc.

ACCEPTED BY: _____
TITLE: _____ DATE: _____

Description	Quantity	Unit Price	Extended Price
183 SIZE OPTION: MODULAR DEPTH: 24.00000 CASE FINISH: WOODGRAIN HPL 2412 - NATURAL CHERRY HEADSET FINISH: WOODGRAIN HPL 2412 - NATURAL CHERRY LOCK FINISH: EMBER CHROME 9250 - EMBER CHROME KEYS: KEY PLUG PULL: NILE PULL PULL FINISH: SMOOTH PAINT PG2 0835 - BLACK COUNTERWEIGHT: WITH COUNTERWEIGHT STEELCASE Tag For 242-INTERVIEW VIEWING RM FF/2/24			
184 UFB - Bracket-Flush mount STEELCASE Tag For 242-INTERVIEW VIEWING RM BRKT	1	11.36	11.36
185 CRDSHL - Desk- Shell SIZE OPTION: MODULAR DEPTH: 30.00000 WIDTH: 72.00000 THICKNESS - WORKSURFACE: 1.12500 TOP SURFACE FINISH: WOODGRAIN HPL 2412 - NATURAL CHERRY EDGE FINISH: PLASTIC - PG1 6034 - NATURAL CHERRY CASE FINISH: WOODGRAIN HPL 2412 - NATURAL CHERRY SUPPORT - RIGHT: FULL DEPTH END PANEL SUPPORT - LEFT: FULL DEPTH END PANEL MODESTY PANEL: QUARTER HEIGHT GROMMET LOCATION: CENTER STEELCASE Tag For 242-INTERVIEW VIEWING RM 30/72/FD/FD	1	468.64	468.64
186 TSATRC48 - Channel-Reinforcing, 48D STEELCASE Tag For 242-INTERVIEW VIEWING RM RC	1	24.42	24.42
187 CRCT - Common Top, Worksurface DEPTH: 24.00000	1	116.76	116.76

Prices will be held for 30 days but are subject to increase by manufacturer. Please be advised that this quote may not include applicable sales and use tax.


Quote authorized by: 
Peter Gaslow - President
Empire Office, Inc.

ACCEPTED BY: _____
TITLE: _____ DATE: _____

Description	Quantity	Unit Price	Extended Price
187 WIDTH: 42.00000 TOP SURFACE FINISH: WOODGRAIN HPL 2412 - NATURAL CHERRY EDGE FINISH: PLASTIC - PG1 6034 - NATURAL CHERRY THICKNESS - WORKSURFACE: 1.12500 GROMMET LOCATION: CENTER STEELCASE Tag For 242-INTERVIEW VIEWING RM CT/24/42			
188 46216179S - Leap; Chair, Upholstered, Adjustable seat depth, Sewn PLASTIC FINISH: POLYPROPYLENE 6205 - BLACK UPHOLSTERY FINISH: STAND IN 5623 - CYCLONE CASTER: HARD CASTERS ARM: H/W/P/D ARMS LUMBAR: LUMBAR SEAT HEIGHT: 5" PNEU SEAT HEIGHT RANGE HEADREST: OMIT HEADREST SOIL RETARDANT: NO SOIL RETARDANT TREATMENT PACKAGING: NOT APPLICABLE STEELCASE Tag For 242-INTERVIEW VIEWING RM LEAP	1	783.88	783.88
189 475412M - Player; Chair-Leg base, Smooth arms, Glides BACK FINISH: STAND IN 5623 - CYCLONE FRAME FINISH: PLASTIC 6205 - BLACK SEAT FINISH: STAND IN 5623 - CYCLONE BACK: UPH STD BACK SET SEAT: UPH STD SEAT SET GLIDE: HARD GLIDES SOIL RETARDANT: NO SOIL RETARDANT TREATMENT STEELCASE Tag For 242-INTERVIEW VIEWING RM PLAYER	1	207.01	207.01
Sub Total			2,738.82
Total			2,738.82

249 - CRIME SCENE OFFICE


Prices will be held for 30 days but are subject to increase by manufacturer. Please be advised that this quote may not include applicable sales and use tax.

Quote authorized by: 
Peter Gaslow - President
Empire Office, Inc.

ACCEPTED BY: _____
TITLE: _____ DATE: _____

Description	Quantity	Unit Price	Extended Price
190 TSAEGROM - Grommet, Package Quantity 10 STEELCASE Tag For 249 - CRIME SCENE OFFICE GROM	1	26.26	26.26
191 UFB - Bracket-Flush mount STEELCASE Tag For 249 - CRIME SCENE OFFICE BRKT	2	11.36	22.72
192 UE30 - End support, 30D BASIC FINISH: METALLIC PAINT 4743 - MINERAL METALLIC STEELCASE Tag For 249 - CRIME SCENE OFFICE ES/30	4	233.87	935.48
193 USWS - Worksurface-Straight, Laminate, Plastic edge profile SIZE: PARAMETRIC DEPTH: 18.00000 WIDTH: 48.00000 TOP SURFACE FINISH: WOODGRAIN HPL 2412 - NATURAL CHERRY GRAIN DIRECTION: LONG GRAIN EDGE FINISH: PLASTIC - PG1 6034 - NATURAL CHERRY POWER ACCESS: NO POWER ACCESS SCALLOP: NO SCALLOP GROMMET: 3" GROMMET GROMMET LOCATION: CENTER CORD DROP: WITH CORD DROP DEPTH - CORD DROP: 17.50000 STEELCASE Tag For 249 - CRIME SCENE OFFICE 18/48	2	109.73	219.46
194 USWS - Worksurface-Straight, Laminate, Plastic edge profile SIZE: MODULAR DEPTH: 30.00000 WIDTH: 60.00000 TOP SURFACE FINISH: WOODGRAIN HPL 2412 - NATURAL CHERRY GRAIN DIRECTION: LONG GRAIN EDGE FINISH: PLASTIC - PG1 6034 - NATURAL CHERRY POWER ACCESS: NO POWER ACCESS	2	171.80	343.60

Prices will be held for 30 days but are subject to increase by manufacturer. Please be advised that this quote may not include applicable sales and use tax.

Quote authorized by: 
Peter Gaslow - President
Empire Office, Inc.

ACCEPTED BY: _____
TITLE: _____ DATE: _____

Description	Quantity	Unit Price	Extended Price
194 SCALLOP: NO SCALLOP GROMMET: 3" GROMMET GROMMET LOCATION: CENTER CORD DROP: WITH CORD DROP DEPTH - CORD DROP: 29.50000 STEELCASE Tag For 249 - CRIME SCENE OFFICE 30/60			
195 TS7WKSPT54 - Reinforcing channel, 54W STEELCASE Tag For 249 - CRIME SCENE OFFICE RC/54	2	21.61	43.22
196 RPCW - Counterweight-Pedestal STEELCASE Tag For 249 - CRIME SCENE OFFICE CW	2	62.90	125.80
197 RPF1827AF - Pedestal-Fixed, 2 box / 1 file, Flush steel front, 17 1/2D x 15W x 27H BASIC FINISH: METALLIC PAINT 4743 - MINERAL METALLIC LOCK FINISH: POLISHED CHROME 9201 - POLISHED CHROME KEY: KEY PLUG DRAWER: FULL DRAWER FILE DRAWER ACCESSORIES: NONE PULL: INTEGRAL PULL LOCK: SINGLE LOCK OFFICE SET: NONE STEELCASE Tag For 249 - CRIME SCENE OFFICE BBF/2/17	2	277.10	554.20
198 46216179S - Leap; Chair, Upholstered, Adjustable seat depth, Sewn PLASTIC FINISH: POLYPROPYLENE 6205 - BLACK UPHOLSTERY FINISH: STAND IN 5623 - CYCLONE CASTER: HARD CASTERS ARM: H/W/P/D ARMS LUMBAR: LUMBAR SEAT HEIGHT: 5" PNEU SEAT HEIGHT RANGE HEADREST: OMIT HEADREST	2	783.88	1,567.76

Prices will be held for 30 days but are subject to increase by manufacturer. Please be advised that this quote may not include applicable sales and use tax.


Quote authorized by: 
 Peter Gaslow - President
 Empire Office, Inc.

ACCEPTED BY: _____
 TITLE: _____ DATE: _____

Description	Quantity	Unit Price	Extended Price
198 SOIL RETARDANT: NO SOIL RETARDANT TREATMENT PACKAGING: NOT APPLICABLE STEELCASE Tag For 249 - CRIME SCENE OFFICE LEAP			
199 475410M - Player; Chair-Leg base, No arms, Glides BACK FINISH: GRADED-IN PRC GRP 06 59DF - GRADED IN PR. GRP. 6 THE DESIGNTEX GROUP PURCHASER: VENDOR PATTERN: FORESTBOUND -3835 COLOR: SLATE -802 DIRECTION: HORIZONTAL FRAME FINISH: PLASTIC 6205 - BLACK SEAT FINISH: STAND IN 5623 - CYCLONE BACK: UPH STD BACK SET SEAT: UPH STD SEAT SET GLIDE: HARD GLIDES SOIL RETARDANT: NO SOIL RETARDANT TREATMENT STEELCASE Tag For 249 - CRIME SCENE OFFICE PLAYER	2	211.24	422.48
Sub Total			4,260.98
Total			4,260.98

100-PUBLIC WAITING			
200 6507 - BEAM SEATING, 17.75"w x 17.75"d x 1"h, Table Top, Use w/ Beams, Hardware Included, GLOBAL SEATING USA Top Finish {20}: ~SONL: Beam Top Finish AWC: 1-Avant Cherry, Beam Table Top AWC Commercial or GSA Offering: ~GSA: GSA Prod Offering - P2 Pricing Req. GLOBAL IND Tag For 100-PUBLIC WAITING 6507	1	163.76	163.76
201 6507 - BEAM SEATING, 17.75"w x 17.75"d x 1"h, Table Top, Use w/ Beams, Hardware Included, GLOBAL SEATING USA Top Finish {20}: ~SONL: Beam Top Finish AWC: 1-Avant Cherry, Beam Table Top AWC	1	163.76	163.76

Prices will be held for 30 days but are subject to increase by manufacturer. Please be advised that this quote may not include applicable sales and use tax.

Quote authorized by: 
 Peter Gaslow - President
 Empire Office, Inc.


ACCEPTED BY: _____
 TITLE: _____ DATE: _____

Description	Quantity	Unit Price	Extended Price
201 Commercial or GSA Offering: ~STD: Commercial Furniture Offering GLOBAL IND Tag For 100-PUBLIC WAITING 6507			
202 6500A3 - BEAM SEATING, 73.6"w x 24"d x 16"h, Add-On Beam, Three Seater, Use w/ Upper Seating Units for Duet, Sonic, Vion, Popcorn, Sidero, Hardware Included, Not Freestanding, GLOBAL SEATING USA Base Finish {50}: CHM: F-Chrome CHM Commercial or GSA Offering: ~GSA: GSA Prod Offering - P2 Pricing Req. GLOBAL IND Tag For 100-PUBLIC WAITING 6500A3	2	348.22	696.44
203 6500S3 - BEAM SEATING, 74.2"w x 24"d x 16"h, Beam, 3 Seater, Use w/ Upper Seating Units for Duet, Sonic, Vion, Popcorn, Sidero, Hardware Included, GLOBAL SEATING USA Base Finish {50}: CHM: F-Chrome CHM Commercial or GSA Offering: ~GSA: GSA Prod Offering - P2 Pricing Req. GLOBAL IND Tag For 100-PUBLIC WAITING 6500S3	3	419.06	1,257.18
204 6690 - BEAM SEATING, Duet Seat Unit w/ Arms, Plastic Seat & Back, Use w/ Beams, GLOBAL SEATING USA Plastic Finish {20}: ~DPLS: Plastic Back / Seat Selections INK: 1-Ink INK Commercial or GSA Offering: ~GSA: GSA Prod Offering - P2 Pricing Req. GLOBAL IND Tag For 100-PUBLIC WAITING 6690	13	206.08	2,679.04
Sub Total			4,960.18
Total			4,960.18

108-RECORDS

Prices will be held for 30 days but are subject to increase by manufacturer. Please be advised that this quote may not include applicable sales and use tax.

Quote authorized by:


Peter Gaslow - President
Empire Office, Inc.

ACCEPTED BY: _____

TITLE: _____ DATE: _____

Description	Quantity	Unit Price	Extended Price
205 46216179S - Leap; Chair, Upholstered, Adjustable seat depth, Sewn PLASTIC FINISH: PLASTIC 6249 - PLATINUM SOLID UPHOLSTERY FINISH: FOUNDATION 5876 - NAVY CASTER: HARD CASTERS ARM: H/W/P/D ARMS LUMBAR: LUMBAR SEAT HEIGHT: 5" PNEU SEAT HEIGHT RANGE HEADREST: HEADREST SOIL RETARDANT: NO SOIL RETARDANT TREATMENT PACKAGING: NOT APPLICABLE STEELCASE Tag For 108-RECORDS LEAP	11	917.09	10,087.99
Sub Total			10,087.99
Total			10,087.99
109-RECORDS SUPERVISOR			
206 UFB - Bracket-Flush mount STEELCASE Tag For 109-RECORDS SUPERVISOR BRKT	1	11.36	11.36
207 46216179S - Leap; Chair, Upholstered, Adjustable seat depth, Sewn PLASTIC FINISH: POLYPROPYLENE 6205 - BLACK UPHOLSTERY FINISH: STAND IN 5623 - CYCLONE CASTER: HARD CASTERS ARM: H/W/P/D ARMS LUMBAR: LUMBAR SEAT HEIGHT: 5" PNEU SEAT HEIGHT RANGE HEADREST: OMIT HEADREST SOIL RETARDANT: NO SOIL RETARDANT TREATMENT PACKAGING: NOT APPLICABLE STEELCASE Tag For 109-RECORDS SUPERVISOR LEAP	1	783.88	783.88
208 475412M - Player; Chair-Leg base, Smooth arms, Glides BACK FINISH: GRADED-IN PRC GRP 06 59DF - GRADED IN PR. GRP. 6	2	227.86	455.72

Prices will be held for 30 days but are subject to increase by manufacturer. Please be advised that this quote may not include applicable sales and use tax.


Quote authorized by: 
 Peter Gaslow - President
 Empire Office, Inc.

ACCEPTED BY: _____
 TITLE: _____ DATE: _____

Description	Quantity	Unit Price	Extended Price
208 THE DESIGNTEX GROUP PURCHASER: VENDOR PATTERN: TRAVELER -3083 COLOR: CHARCOAL -803 DIRECTION: VERTICAL FRAME FINISH: PLASTIC 6205 - BLACK SEAT FINISH: STAND IN 5623 - CYCLONE BACK: UPH STD BACK SET SEAT: UPH STD SEAT SET GLIDE: HARD GLIDES SOIL RETARDANT: NO SOIL RETARDANT TREATMENT STEELCASE Tag For 109-RECORDS SUPERVISOR PLAYER			
209 CRBKS2H - Bookcase- Stacking on2-High or Desk SIZE OPTION: PARAMETRIC DEPTH: 15.00000 WIDTH: 29.87500 APPLICATION HEIGHT: 72.50000 BOOKCASE HEIGHT: 44.00748 THICKNESS - WORKSURFACE: 1.12500 CASE FINISH: WOODGRAIN HPL 2412 - NATURAL CHERRY TOP SURFACE TYPE: HIGH PRESSURE LAMINATE STEELCASE Tag For 109-RECORDS SUPERVISOR BC/72.5/30	1	488.44	488.44
210 CRCT - Common Top, Worksurface DEPTH: 24.00000 WIDTH: 48.00000 TOP SURFACE FINISH: WOODGRAIN HPL 2412 - NATURAL CHERRY EDGE FINISH: PLASTIC - PG1 6034 - NATURAL CHERRY THICKNESS - WORKSURFACE: 1.12500 GROMMET LOCATION: NO GROMMET STEELCASE Tag For 109-RECORDS SUPERVISOR CT/24/48	1	118.78	118.78
211 CRDSKOSPR - Desk - Single Ped, Right Hand, 6" Overhang SIZE OPTION: MODULAR	1	1,159.08	1,159.08

Prices will be held for 30 days but are subject to increase by manufacturer. Please be advised that this quote may not include applicable sales and use tax.

Quote authorized by:


Peter Gaslow - President
Empire Office, Inc.

ACCEPTED BY: _____

TITLE: _____ DATE: _____

Description	Quantity	Unit Price	Extended Price
211 DEPTH: 36.00000 WIDTH: 72.00000 SUPPORT - RIGHT: BOX/BOX/FILE PEDESTAL SUPPORT - LEFT: FULL DEPTH END PANEL MODESTY PANEL: FULL COUNTERWEIGHT: WITH COUNTERWEIGHT CASE FINISH: WOODGRAIN HPL 2412 - NATURAL CHERRY HEADSET FINISH: WOODGRAIN HPL 2412 - NATURAL CHERRY TOP SURFACE FINISH: WOODGRAIN HPL 2412 - NATURAL CHERRY EDGE FINISH: PLASTIC - PG1 6034 - NATURAL CHERRY GROMMET LOCATION: LEFT LOCK FINISH: EMBER CHROME 9250 - EMBER CHROME KEYS: KEY PLUG PULL: NILE PULL PULL FINISH: SMOOTH PAINT PG2 0835 - BLACK THICKNESS - WORKSURFACE: 1.12500 STEELCASE Tag For 109-RECORDS SUPERVISOR 36/72/FD/BBF			
212 CRL2H - Lateral 2 High File/File SIZE OPTION: MODULAR DEPTH: 24.00000 WIDTH: 30.00000 TOP: WITH TOP APPLICATION: FULL WORKSURFACE THICKNESS: 1.12500 CASE FINISH: WOODGRAIN HPL 2412 - NATURAL CHERRY HEADSET FINISH: WOODGRAIN HPL 2412 - NATURAL CHERRY TOP SURFACE FINISH: WOODGRAIN HPL 2412 - NATURAL CHERRY EDGE FINISH: PLASTIC - PG1 6034 - NATURAL CHERRY PULL: NILE PULL PULL FINISH: SMOOTH PAINT PG2 0835 - BLACK LOCK FINISH: EMBER CHROME 9250 - EMBER CHROME KEYS: KEY PLUG COUNTERWEIGHT: WITH COUNTERWEIGHT	1	902.13	902.13

Prices will be held for 30 days but are subject to increase by manufacturer. Please be advised that this quote may not include applicable sales and use tax.


Quote authorized by: 
Peter Gaslow - President
Empire Office, Inc.

ACCEPTED BY: _____
TITLE: _____ DATE: _____

Description	Quantity	Unit Price	Extended Price
212 STEELCASE Tag For 109-RECORDS SUPERVISOR FF/2/30			
213 CRPD2HFF - Pedestal-2-High,File/File SIZE OPTION: MODULAR DEPTH: 24.00000 CASE FINISH: WOODGRAIN HPL 2412 - NATURAL CHERRY HEADSET FINISH: WOODGRAIN HPL 2412 - NATURAL CHERRY LOCK FINISH: EMBER CHROME 9250 - EMBER CHROME KEYS: KEY PLUG PULL: NILE PULL PULL FINISH: SMOOTH PAINT PG2 0835 - BLACK COUNTERWEIGHT: WITH COUNTERWEIGHT STEELCASE Tag For 109-RECORDS SUPERVISOR FF/2/24	1	555.90	555.90
214 TSAEGROM - Grommet, Package Quantity 10 STEELCASE Tag For 109-RECORDS SUPERVISOR GROM	1	26.26	26.26
215 E6KW243072 - Cabinet, Plinth base, 24D x 30W x 72 1/2H BASIC: 2412 NATURAL CHERRY DOOR OPT: *OPT:DOOR OPTION LAM DOOR: LAMINATE DOOR DOOR: DOOR LAMINATE: *DOOR:LAMINATE FINISHES 2412: NATURAL CHERRY LOCK OPT: *OPT:LOCK OPTION LOCKOPT: LOCKING WOOD AND LAMINATE KEY OPT: KEYING OPTIONS SK PLUG: STANDARD KEY PLUG LOCKING: LOCKING FINISH (REQUIRED) LOCK: LOCK EMB CHR: *LOCK:EMBER CHROME 9250: EMBER CHROME PULL OPT: *OPT:PULL OPTION PULL LAM: PULLS FOR LAM DR	1	1,457.28	1,457.28

Prices will be held for 30 days but are subject to increase by manufacturer. Please be advised that this quote may not include applicable sales and use tax.

Quote authorized by:


Peter Gaslow - President
Empire Office, Inc.

ACCEPTED BY: _____

TITLE: _____ DATE: _____

Description	Quantity	Unit Price	Extended Price
215 NILEPULL: NILE PULL PULL: PULL STD PNT: *PULL:STANDARD PAINT 0835: BLACK FFRNTOPT: *OPT:FRONT OPTIONS FULL FRT: FULL FRONT OFFICE SET: *OPT:OFFICE SET NONE: STD:NO OFFICE SET STEELCASE Tag For 109-RECORDS SUPERVISOR WR/72			
Sub Total			5,958.83
Total			5,958.83
111-RECORDS FILE ROOM			
216 RATCL3636F - Top-Common, Square edge profile, Laminate, Flush steel front, 36D x 36W TOP SURFACE FINISH: PLASTIC LAMINATE 2412 - NATURAL CHERRY EDGE FINISH: PLASTIC 6034 - NATURAL CHERRY STEELCASE Tag For 111-RECORDS FILE ROOM CT/36/36	1	192.70	192.70
217 RLF18365F - Universal; Lateral file, 1 lift up door / fixed shelf, 4 drawers, Flush steel fr ont, 18D x 36W x 65 1/2H BASIC FINISH: METALLIC PAINT 4743 - MINERAL METALLIC LOCK FINISH: POLISHED CHROME 9201 - POLISHED CHROME KEY: KEY PLUG TOP: 1" STEEL TOP LIFT UP DOOR/SHELF: DOOR W/FIXED SHELF LOCK: CENTRAL LOCKING DWR FILE DRAWER ACCESSORIES: DRAWERS WITH HF'S WEIGHT PACKAGE: COUNTERWEIGHT PKG STEELCASE Tag For 111-RECORDS FILE ROOM LF/5/36	8	1,156.18	9,249.44
218 RLF18363F - Universal; Lateral file, 3 drawers, Flush steel front, 18D x 36W x 40H BASIC FINISH: METALLIC PAINT 4743 - MINERAL METALLIC	2	723.93	1,447.86

Prices will be held for 30 days but are subject to increase by manufacturer. Please be advised that this quote may not include applicable sales and use tax.

Quote authorized by: 
Peter Gaslow - President
Empire Office, Inc.

ACCEPTED BY: _____
TITLE: _____ DATE: _____

Description	Quantity	Unit Price	Extended Price
218 LOCK FINISH: POLISHED CHROME 9201 - POLISHED CHROME KEY: KEY PLUG TOP: NO TOP LOCK: CENTRAL LOCKING DWR FILE DRAWER ACCESSORIES: DRAWERS WITH HF'S WEIGHT PACKAGE: COUNTERWEIGHT PKG STEELCASE Tag For 111-RECORDS FILE ROOM LF/3/36			
Sub Total			10,890.00
Total			10,890.00
112,113,114,115 & 116 OFFICES			
219 UFB - Bracket-Flush mount STEELCASE Tag For 112,113,114,115 & 116 OFFICES BRKT	5	11.36	56.80
220 46216179S - Leap; Chair, Upholstered, Adjustable seat depth, Sewn PLASTIC FINISH: POLYPROPYLENE 6205 - BLACK UPHOLSTERY FINISH: STAND IN 5623 - CYCLONE CASTER: HARD CASTERS ARM: H/W/P/D ARMS LUMBAR: LUMBAR SEAT HEIGHT: 5" PNEU SEAT HEIGHT RANGE HEADREST: OMIT HEADREST SOIL RETARDANT: NO SOIL RETARDANT TREATMENT PACKAGING: NOT APPLICABLE STEELCASE Tag For 112,113,114,115 & 116 OFFICES LEAP	5	783.88	3,919.40
221 475412M - Player; Chair-Leg base, Smooth arms, Glides BACK FINISH: GRADED-IN PRC GRP 06 59DF - GRADED IN PR. GRP. 6 THE DESIGNTEX GROUP PURCHASER: VENDOR PATTERN: TRAVELER -3083 COLOR: CHARCOAL -803 DIRECTION: VERTICAL FRAME FINISH: PLASTIC 6205 - BLACK	10	227.86	2,278.60

Prices will be held for 30 days but are subject to increase by manufacturer. Please be advised that this quote may not include applicable sales and use tax.

Quote authorized by: 
Peter Gaslow - President
Empire Office, Inc.

ACCEPTED BY: _____
TITLE: _____ DATE: _____

Description	Quantity	Unit Price	Extended Price
221 SEAT FINISH: STAND IN 5623 - CYCLONE BACK: UPH STD BACK SET SEAT: UPH STD SEAT SET GLIDE: HARD GLIDES SOIL RETARDANT: NO SOIL RETARDANT TREATMENT STEELCASE Tag For 112,113,114,115 & 116 OFFICES PLAYER			
222 CRBKS2H - Bookcase- Stacking on2-High or Desk SIZE OPTION: PARAMETRIC DEPTH: 15.00000 WIDTH: 35.87500 APPLICATION HEIGHT: 72.00000 BOOKCASE HEIGHT: 43.50748 THICKNESS - WORKSURFACE: 1.12500 CASE FINISH: WOODGRAIN HPL 2412 - NATURAL CHERRY TOP SURFACE TYPE: HIGH PRESSURE LAMINATE STEELCASE Tag For 112,113,114,115 & 116 OFFICES BC/72/36	5	479.55	2,397.75
223 CRCT - Common Top, Worksurface DEPTH: 24.00000 WIDTH: 48.00000 TOP SURFACE FINISH: WOODGRAIN HPL 2412 - NATURAL CHERRY EDGE FINISH: PLASTIC - PG1 6034 - NATURAL CHERRY THICKNESS - WORKSURFACE: 1.12500 GROMMET LOCATION: NO GROMMET STEELCASE Tag For 112,113,114,115 & 116 OFFICES CT/24/48	5	118.78	593.90
224 CRDSKOSPR - Desk - Single Ped, Right Hand, 6" Overhang SIZE OPTION: MODULAR DEPTH: 36.00000 WIDTH: 72.00000 SUPPORT - RIGHT: BOX/BOX/FILE PEDESTAL SUPPORT - LEFT: FULL DEPTH END PANEL MODESTY PANEL: FULL	5	1,159.08	5,795.40

Prices will be held for 30 days but are subject to increase by manufacturer. Please be advised that this quote may not include applicable sales and use tax.

Quote authorized by: 
 Peter Gaslow - President
 Empire Office, Inc.

ACCEPTED BY: _____
 TITLE: _____ DATE: _____

Description	Quantity	Unit Price	Extended Price
224 COUNTERWEIGHT: WITH COUNTERWEIGHT CASE FINISH: WOODGRAIN HPL 2412 - NATURAL CHERRY HEADSET FINISH: WOODGRAIN HPL 2412 - NATURAL CHERRY TOP SURFACE FINISH: WOODGRAIN HPL 2412 - NATURAL CHERRY EDGE FINISH: PLASTIC - PG1 6034 - NATURAL CHERRY GROMMET LOCATION: LEFT LOCK FINISH: EMBER CHROME 9250 - EMBER CHROME KEYS: KEY PLUG PULL: NILE PULL PULL FINISH: SMOOTH PAINT PG2 0835 - BLACK THICKNESS - WORKSURFACE: 1.12500 STEELCASE Tag For 112,113,114,115 & 116 OFFICES 36/72/FD/BBF			
225 CRL2H - Lateral 2 High File/File SIZE OPTION: MODULAR DEPTH: 24.00000 WIDTH: 36.00000 TOP: WITH TOP APPLICATION: FULL WORKSURFACE THICKNESS: 1.12500 CASE FINISH: WOODGRAIN HPL 2412 - NATURAL CHERRY HEADSET FINISH: WOODGRAIN HPL 2412 - NATURAL CHERRY TOP SURFACE FINISH: WOODGRAIN HPL 2412 - NATURAL CHERRY EDGE FINISH: PLASTIC - PG1 6034 - NATURAL CHERRY PULL: NILE PULL PULL FINISH: SMOOTH PAINT PG2 0835 - BLACK LOCK FINISH: EMBER CHROME 9250 - EMBER CHROME KEYS: KEY PLUG COUNTERWEIGHT: WITH COUNTERWEIGHT STEELCASE Tag For 112,113,114,115 & 116 OFFICES FF/2/36	5	946.98	4,734.90
226 CRPD2HFF - Pedestal-2-High,File/File SIZE OPTION: MODULAR	5	555.90	2,779.50

Prices will be held for 30 days but are subject to increase by manufacturer. Please be advised that this quote may not include applicable sales and use tax.


Quote authorized by: 
Peter Gaslow - President
Empire Office, Inc.

ACCEPTED BY: _____
TITLE: _____ DATE: _____

Description	Quantity	Unit Price	Extended Price
226 DEPTH: 24.00000 CASE FINISH: WOODGRAIN HPL 2412 - NATURAL CHERRY HEADSET FINISH: WOODGRAIN HPL 2412 - NATURAL CHERRY LOCK FINISH: EMBER CHROME 9250 - EMBER CHROME KEYS: KEY PLUG PULL: NILE PULL PULL FINISH: SMOOTH PAINT PG2 0835 - BLACK COUNTERWEIGHT: WITH COUNTERWEIGHT STEELCASE Tag For 112,113,114,115 & 116 OFFICES FF/2/24			
227 TSAEGROM - Grommet, Package Quantity 10 STEELCASE Tag For 112,113,114,115 & 116 OFFICES GROM	1	26.26	26.26
Sub Total			22,582.51
Total			22,582.51
117-PATROL MAJOR			
228 N48GFAX - DAVARI,GUEST,ARMS,CONTRASTING BACK UPHOLSTERY GRADE: DTK: DESIGNTEX GRADE K 3975_404: KEEN INDIGO EXTREME BACK UPH GRADE: DTK: DESIGNTEX GRADE K 3975_404: KEEN INDIGO SEAT UPHOLSTERY GRADE: 2: GRADE 2 22139: SEDONA MIDNIGHT FINISH: MC: AMBER KIMBALL OF Tag For 117-PATROL MAJOR N48GFAX	4	1,308.30	5,233.20
229 AMQDSTRAYLG - Universal Cable Management Kit, Large AMQ SOLUTI Tag For 117-PATROL MAJOR TS	1	80.00	80.00

Prices will be held for 30 days but are subject to increase by manufacturer. Please be advised that this quote may not include applicable sales and use tax.

Quote authorized by:


Peter Gaslow - President
Empire Office, Inc.

ACCEPTED BY: _____

TITLE: _____ DATE: _____

Description	Quantity	Unit Price	Extended Price
230 46216179S - Leap; Chair, Upholstered, Adjustable seat depth, Sewn PLASTIC FINISH: POLYPROPYLENE 6205 - BLACK UPHOLSTERY FINISH: STAND IN 5623 - CYCLONE CASTER: HARD CASTERS ARM: H/W/P/D ARMS LUMBAR: LUMBAR SEAT HEIGHT: 5" PNEU SEAT HEIGHT RANGE HEADREST: OMIT HEADREST SOIL RETARDANT: NO SOIL RETARDANT TREATMENT PACKAGING: NOT APPLICABLE STEELCASE Tag For 117-PATROL MAJOR LEAP	1	783.88	783.88
231 BX26 - Base-X, 26W BASE FINISH: PAINT 7207 - BLACK COLUMN FINISH: PAINT 2 0835 - BLACK STEELCASE Tag For 117-PATROL MAJOR XB	1	151.30	151.30
232 BFR36 - Table-Round, 36 dia EDGE FINISH: PLASTIC 6034 - NATURAL CHERRY TOP SURFACE FINISH: LAMINATE 2412 - NATURAL CHERRY STEELCASE Tag For 117-PATROL MAJOR 36	1	194.52	194.52
233 AWQE45 - Brace-Worksurface, 45W STEELCASE Tag For 117-PATROL MAJOR BR/45	1	27.59	27.59
234 EEWBL - Bridge Laminate Worksurface DEPTH: 24.00000 WIDTH: 48.00000 TOP SURFACE FINISH: WOODGRAIN HPL 2412 - NATURAL CHERRY GRAIN DIRECTION: LONG GRAIN SCALLOP: NO SCALLOP EDGE PROFILE: 3MM PLASTIC EDGE EDGE FINISH: PLASTIC - PG1 6034 - NATURAL CHERRY	1	226.29	226.29

Prices will be held for 30 days but are subject to increase by manufacturer. Please be advised that this quote may not include applicable sales and use tax.

Quote authorized by: 
Peter Gaslow - President
Empire Office, Inc.

ACCEPTED BY: _____
TITLE: _____ DATE: _____

Description	Quantity	Unit Price	Extended Price
234 GROMMET: ROUND GROMMET ROUND GROMMET FINISH: SMOOTH PAINT PG2 0835 - BLACK GROMMET LOCATION: CENTER STEELCASE Tag For 117-PATROL MAJOR 24/48			
235 EEWDL - Desk Laminate Worksurface FRONT: STRAIGHT DEPTH: 36.00000 WIDTH: 78.00000 TOP SURFACE FINISH: WOODGRAIN HPL 2412 - NATURAL CHERRY GRAIN DIRECTION: LONG GRAIN EDGE PROFILE: 3MM PLASTIC EDGE EDGE FINISH: PLASTIC - PG1 6034 - NATURAL CHERRY GROMMET: ROUND GROMMET ROUND GROMMET FINISH: SMOOTH PAINT PG2 0835 - BLACK GROMMET LOCATION: RIGHT GROMMET DEPTH: OVERHANG STEELCASE Tag For 117-PATROL MAJOR 36/78	1	443.26	443.26
236 EEWSMFPL - Full-Height Plinth Base Laminate Modesty Panel for Use with Storage and End Panels WIDTH: 48.00000 HEIGHT: 27.55910 PANEL FINISH: WOODGRAIN HPL 2412 - NATURAL CHERRY SCALLOP: NO SCALLOP GRAIN DIRECTION: VERTICAL STEELCASE Tag For 117-PATROL MAJOR MPF/48	1	243.81	243.81
237 EEWSEPJPL - J-Shape Plinth Base Laminate End Panel for Use with Desk Worksurface HANDEDNESS: RIGHT HAND DEPTH: 30.00000 WIDTH: 15.00000 HEIGHT: 27.55910	1	429.09	429.09

Prices will be held for 30 days but are subject to increase by manufacturer. Please be advised that this quote may not include applicable sales and use tax.

Quote authorized by: 
Peter Gaslow - President
Empire Office, Inc.

ACCEPTED BY: _____
TITLE: _____ DATE: _____

Description	Quantity	Unit Price	Extended Price
237 PANEL FINISH: WOODGRAIN HPL 2412 - NATURAL CHERRY FILLER - FRONT: NO FILLER GRAIN DIRECTION: VERTICAL STEELCASE Tag For 117-PATROL MAJOR EP/30			
238 EEWSEPLPL - L-Shape Plinth Base Laminate End Panel HANDEDNESS: LEFT HAND DEPTH: 24.00000 WIDTH: 15.00000 HEIGHT: 27.55910 APPLICATION: RECESSED FILLER - FRONT: NO FILLER PANEL FINISH: WOODGRAIN HPL 2412 - NATURAL CHERRY GRAIN DIRECTION: VERTICAL STEELCASE Tag For 117-PATROL MAJOR EP/24	1	297.12	297.12
239 E6NB1527P - Panel-Back, Pedestal application, 15W x 27 1/2H BASIC: 2412 NATURAL CHERRY OFFICE SET: *OPT:OFFICE SET NONE: STD:NO OFFICE SET STEELCASE Tag For 117-PATROL MAJOR BP/15	1	124.89	124.89
240 E6NM3027 - Panel-Modesty, 30W x 27 1/2H BASIC: 2412 NATURAL CHERRY OFFICE SET: *OPT:OFFICE SET NONE: STD:NO OFFICE SET STEELCASE Tag For 117-PATROL MAJOR MP/30	2	205.41	410.82
241 E6PD291527B - Pedestal, Plinth base, Box / box / file, 29 1/4D x 15W x 27 1/2H BASIC: 2412 NATURAL CHERRY FRONT: 2412 NATURAL CHERRY LOCK: 9250 EMBER CHROME KEYS: SK PLUG	1	724.72	724.72

Prices will be held for 30 days but are subject to increase by manufacturer. Please be advised that this quote may not include applicable sales and use tax.

Quote authorized by: 
Peter Gaslow - President
Empire Office, Inc.

ACCEPTED BY: _____
TITLE: _____ DATE: _____

Description	Quantity	Unit Price	Extended Price
241 PULL OPT: *OPT:PULL OPTION PULL LAM: PULLS FOR LAM FRT NILEPULL: NILE PULL PULL: PULL STD PNT: *PULL:STANDARD PAINT 0835: BLACK DWR OPT: *OPT:DRAWER OPTION SOFT CLS: SOFT CLOSE DWR CON: *OPT:DRAWER CONSTRUCTION DOVETAIL: STD:DOVETAIL CONSTRUCTION WGHT PKG: *OPT:COUNTERWEIGHT PKG NO WGHT: NO COUNTERWT PKG FFRNTOPT: *OPT:FRONT OPTIONS FULL FRT: FULL FRONT OFFICE SET: *OPT:OFFICE SET NONE: STD:NO OFFICE SET STEELCASE Tag For 117-PATROL MAJOR BBF/2/29			
242 E6PD233627D - Pedestal, Plinth base, Double doors, 23 1/4D x 36W x 27 1/2H BASIC: 2412 NATURAL CHERRY LOCK: 9250 EMBER CHROME KEYS: SK PLUG DOOR OPT: *OPT:DOOR OPTION LAM DOOR: LAMINATE DOOR DOOR: DOOR LAMINATE: *DOOR:LAMINATE FINISHES 2412: NATURAL CHERRY PULL OPT: *OPT:PULL OPTION PULL LAM: PULLS FOR LAM DR NILEPULL: NILE PULL PULL: PULL STD PNT: *PULL:STANDARD PAINT 0835: BLACK SHELF OPT: *OPT:SHELF OPTION 3/4 SHLF: STD:3/4 INCH SHELF	2	849.24	1,698.48

Prices will be held for 30 days but are subject to increase by manufacturer. Please be advised that this quote may not include applicable sales and use tax.

Quote authorized by: 
Peter Gaslow - President
Empire Office, Inc.

ACCEPTED BY: _____
TITLE: _____ DATE: _____

Description	Quantity	Unit Price	Extended Price
242 FFRNTOPT: *OPT:FRONT OPTIONS FULL FRT: FULL FRONT OFFICE SET: *OPT:OFFICE SET NONE: STD:NO OFFICE SET STEELCASE Tag For 117-PATROL MAJOR DD/2/23			
243 E6PD233027F - Pedestal, Plinth base, File / file, 23 1/4D x 30W x 27 1/2H BASIC: 2412 NATURAL CHERRY FRONT: 2412 NATURAL CHERRY LOCK: 9250 EMBER CHROME KEYS: SK PLUG PULL OPT: *OPT:PULL OPTION PULL LAM: PULLS FOR LAM FRT NILEPULL: NILE PULL PULL: PULL STD PNT: *PULL:STANDARD PAINT 0835: BLACK DWR CON: *OPT:DRAWER CONSTRUCTION DOVETAIL: STD:DOVETAIL CONSTRUCTION WGHT PKG: *OPT:COUNTERWEIGHT PKG NO WGHT: NO COUNTERWT PKG FFRNTOPT: *OPT:FRONT OPTIONS FULL FRT: FULL FRONT OFFICE SET: *OPT:OFFICE SET NONE: STD:NO OFFICE SET STEELCASE Tag For 117-PATROL MAJOR FF/2/23	2	701.61	1,403.22
244 EEWSL - Straight Laminate Worksurface DEPTH: 24.00000 WIDTH: 108.00000 TOP SURFACE FINISH: WOODGRAIN HPL 2412 - NATURAL CHERRY GRAIN DIRECTION: LONG GRAIN SCALLOP: NO SCALLOP EDGE PROFILE: 3MM PLASTIC EDGE	1	657.25	657.25

Prices will be held for 30 days but are subject to increase by manufacturer. Please be advised that this quote may not include applicable sales and use tax.


Quote authorized by: 
Peter Gaslow - President
Empire Office, Inc.

ACCEPTED BY: _____
TITLE: _____ DATE: _____

Description	Quantity	Unit Price	Extended Price
244 EDGE FINISH: PLASTIC - PG1 6034 - NATURAL CHERRY GROMMET: ROUND GROMMET ROUND GROMMET FINISH: SMOOTH PAINT PG2 0835 - BLACK GROMMET LOCATION: LEFT STEELCASE Tag For 117-PATROL MAJOR 24/108			
245 EEWSL - Straight Laminate Worksurface DEPTH: 24.00000 WIDTH: 72.00000 TOP SURFACE FINISH: WOODGRAIN HPL 2412 - NATURAL CHERRY GRAIN DIRECTION: LONG GRAIN SCALLOP: NO SCALLOP EDGE PROFILE: 3MM PLASTIC EDGE EDGE FINISH: PLASTIC - PG1 6034 - NATURAL CHERRY GROMMET: NO GROMMET STEELCASE Tag For 117-PATROL MAJOR 24/72	1	233.00	233.00
246 E6TW242472H - Tower, Plinth base, Door hinged right hand with drawers, 1 cabinet right hand, 24D x 24W x 72 1/2H BASIC: 2412 NATURAL CHERRY FRONT: 2412 NATURAL CHERRY LOCK: 9250 EMBER CHROME KEYS: SK PLUG DOOR OPT: *OPT:DOOR OPTION NO GLS: NO GLS DOOR PULL OPT: *OPT:PULL OPTION PULL LAM: PULLS FOR LAM FRT NILEPULL: NILE PULL PULL: PULL STD PNT: *PULL:STANDARD PAINT 0835: BLACK DWR OPT: *OPT:DRAWER OPTION STD CLS: STD:STANDARD CLOSE SHELF OPT: *OPT:SHELF OPTION	1	1,796.90	1,796.90

Prices will be held for 30 days but are subject to increase by manufacturer. Please be advised that this quote may not include applicable sales and use tax.

Quote authorized by:


Peter Gaslow - President
Empire Office, Inc.

ACCEPTED BY: _____

TITLE: _____ DATE: _____

Description	Quantity	Unit Price	Extended Price
246 3/4 SHLF: STD:3/4 INCH SHELF DWR CON: *OPT:DRAWER CONSTRUCTION DOVETAIL: STD:DOVETAIL CONSTRUCTION FFRNTOPT: *OPT:FRONT OPTIONS FULL FRT: FULL FRONT OFFICE SET: *OPT:OFFICE SET NONE: STD:NO OFFICE SET STEELCASE Tag For 117-PATROL MAJOR ST/72			
247 DSPINTRO - POWERSTRIP INTRO POWER CONFIGURATION: 2 POWER, 1 USB A, 1 USB C 20W POWER FINISH: PLASTIC - PG1 6527 - MERLE POWER MOUNT: C-CLAMP UTILITY POWER: NO UTILITY POWER CORD: 9' STANDARD CORD PLUG: STANDARD NEMA 5-15 3-PRONG PVC: WITH PVC STEELCASE Tag For 117-PATROL MAJOR PS/2P1AC20	1	150.75	150.75
Sub Total			15,310.09
Total			15,310.09
126-P&E COORDINATORS			
248 1043575SR - Interlock - BBF, FF STEELCASE Tag For 126-P&E COORDINATORS ILK	2	54.60	109.20
249 RSC18305KF - Cabinet-Storage, 4 adjustable shelves, Flush steel front, 18D x 30W x 65 1/2H BASIC: 4743 MINERAL METALLIC LOCK: 9201 POLISHED CHROME KEYS: SK RAND TOP OPT: *OPT:TOP OPTIONS STL TOP: STD:1" STEEL TOP STEELCASE Tag For 126-P&E COORDINATORS SC/65-1/2/30	1	829.74	829.74

Prices w ill be held for 30 days but are subject to increase by manufacturer. Please be advised that this quote may not include applicable sales and use tax.

Quote authorized by: 
Peter Gaslow - President
Empire Office, Inc.

ACCEPTED BY: _____
TITLE: _____ DATE: _____

Description	Quantity	Unit Price	Extended Price
250 RPCW - Counterweight-Pedestal STEELCASE Tag For 126-P&E COORDINATORS CW	2	62.90	125.80
251 RPF3027AF - Pedestal-Fixed, 2 box / 1 file, Flush steel front, 28 5/8D x 15W x 27H BASIC FINISH: METALLIC PAINT 4743 - MINERAL METALLIC LOCK FINISH: POLISHED CHROME 9201 - POLISHED CHROME KEY: KEY PLUG DRAWER: FULL DRAWER FILE DRAWER ACCESSORIES: NONE PULL: INTEGRAL PULL LOCK: SINGLE LOCK OFFICE SET: NONE STEELCASE Tag For 126-P&E COORDINATORS BBF/2/29	2	357.46	714.92
252 46216179S - Leap; Chair, Upholstered, Adjustable seat depth, Sewn PLASTIC FINISH: POLYPROPYLENE 6205 - BLACK UPHOLSTERY FINISH: STAND IN 5623 - CYCLONE CASTER: HARD CASTERS ARM: H/W/P/D ARMS LUMBAR: LUMBAR SEAT HEIGHT: 5" PNEU SEAT HEIGHT RANGE HEADREST: OMIT HEADREST SOIL RETARDANT: NO SOIL RETARDANT TREATMENT PACKAGING: NOT APPLICABLE STEELCASE Tag For 126-P&E COORDINATORS LEAP	2	783.88	1,567.76
253 CRTBWM - Tackboard, Wallmount SIZE OPTION: PARAMETRIC HEIGHT: 24.00000 WIDTH: 36.00000 TACKBOARD FINISH: BOCCIE P201 - NEW ALMOND FABRIC DIRECTION: HORIZONTAL STEELCASE	2	182.61	365.22

Prices will be held for 30 days but are subject to increase by manufacturer. Please be advised that this quote may not include applicable sales and use tax.

Quote authorized by: 
Peter Gaslow - President
Empire Office, Inc.

ACCEPTED BY: _____
TITLE: _____ DATE: _____


Description		Quantity	Unit Price	Extended Price
253	Tag For 126-P&E COORDINATORS TB/36/24			
254	TSAEGROM - Grommet, Package Quantity 10 STEELCASE Tag For 126-P&E COORDINATORS GROM	1	26.26	26.26
255	UE30 - End support, 30D BASIC FINISH: METALLIC PAINT 4743 - MINERAL METALLIC STEELCASE Tag For 126-P&E COORDINATORS ES/30	2	233.87	467.74
256	TS7WKSPT54 - Reinforcing channel, 54W STEELCASE Tag For 126-P&E COORDINATORS RC/54	2	21.61	43.22
257	USWS - Worksurface-Straight, Laminate, Plastic edge profile SIZE: MODULAR DEPTH: 30.00000 WIDTH: 72.00000 TOP SURFACE FINISH: WOODGRAIN HPL 2412 - NATURAL CHERRY GRAIN DIRECTION: LONG GRAIN EDGE FINISH: PLASTIC - PG1 6034 - NATURAL CHERRY POWER ACCESS: NO POWER ACCESS SCALLOP: NO SCALLOP GROMMET: 3" GROMMET GROMMET LOCATION: CENTER CORD DROP: WITH CORD DROP DEPTH - CORD DROP: 29.50000 STEELCASE Tag For 126-P&E COORDINATORS 30/72	2	204.22	408.44

Sub Total	4,658.30
Total	4,658.30

130-131-MAJOR

258	N48GFAX - DAVARI,GUEST,ARMS,CONTRASTING BACK UPHOLSTERY GRADE: DTK: DESIGNTEX GRADE K	4	1,308.30	5,233.20
-----	--	---	----------	----------

Prices will be held for 30 days but are subject to increase by manufacturer. Please be advised that this quote may not include applicable sales and use tax.

Quote authorized by: 
Peter Gaslow - President
Empire Office, Inc.

ACCEPTED BY: _____
TITLE: _____ DATE: _____

Description	Quantity	Unit Price	Extended Price
258 3975_404: KEEN INDIGO EXTREME BACK UPH GRADE: DTK: DESIGNTEX GRADE K 3975_404: KEEN INDIGO SEAT UPHOLSTERY GRADE: 2: GRADE 2 22139: SEDONA MIDNIGHT FINISH: MC: AMBER KIMBALL OF Tag For 130-131-MAJOR N48GFAX			
259 UFB - Bracket-Flush mount STEELCASE Tag For 130-131-MAJOR BRKT	2	11.36	22.72
260 46216179S - Leap; Chair, Upholstered, Adjustable seat depth, Sewn PLASTIC FINISH: POLYPROPYLENE 6205 - BLACK UPHOLSTERY FINISH: STAND IN 5623 - CYCLONE CASTER: HARD CASTERS ARM: H/W/P/D ARMS LUMBAR: LUMBAR SEAT HEIGHT: 5" PNEU SEAT HEIGHT RANGE HEADREST: OMIT HEADREST SOIL RETARDANT: NO SOIL RETARDANT TREATMENT PACKAGING: NOT APPLICABLE STEELCASE Tag For 130-131-MAJOR LEAP	1	783.88	783.88
261 CRSQB - Base, Square Leg BASE FINISH: TEXTURED PAINT 7207 - BLACK LEG HEIGHT: 28.00000 STEELCASE Tag For 130-131-MAJOR SL/28	2	80.80	161.60
262 CRBKS2H - Bookcase- Stacking on2-High or Desk SIZE OPTION: PARAMETRIC	1	518.33	518.33


Prices will be held for 30 days but are subject to increase by manufacturer. Please be advised that this quote may not include applicable sales and use tax.

Quote authorized by: 
Peter Gaslow - President
Empire Office, Inc.

ACCEPTED BY: _____
TITLE: _____ DATE: _____

Description	Quantity	Unit Price	Extended Price
262 DEPTH: 15.00000 WIDTH: 35.87500 APPLICATION HEIGHT: 84.00000 BOOKCASE HEIGHT: 55.50748 THICKNESS - WORKSURFACE: 1.12500 CASE FINISH: WOODGRAIN HPL 2412 - NATURAL CHERRY TOP SURFACE TYPE: HIGH PRESSURE LAMINATE STEELCASE Tag For 130-131-MAJOR BC/84/36			
263 TSATRC48 - Channel-Reinforcing, 48D STEELCASE Tag For 130-131-MAJOR RC	1	24.42	24.42
264 CRCT - Common Top, Worksurface DEPTH: 24.00000 WIDTH: 48.00000 TOP SURFACE FINISH: WOODGRAIN HPL 2412 - NATURAL CHERRY EDGE FINISH: PLASTIC - PG1 6034 - NATURAL CHERRY THICKNESS - WORKSURFACE: 1.12500 GROMMET LOCATION: NO GROMMET STEELCASE Tag For 130-131-MAJOR CT/24/48	1	118.78	118.78
265 CRCT - Common Top, Worksurface DEPTH: 24.00000 WIDTH: 71.56250 TOP SURFACE FINISH: WOODGRAIN HPL 2412 - NATURAL CHERRY EDGE FINISH: PLASTIC - PG1 6034 - NATURAL CHERRY THICKNESS - WORKSURFACE: 1.12500 GROMMET LOCATION: NO GROMMET STEELCASE Tag For 130-131-MAJOR CT/24/71.5625	1	150.69	150.69
266 CRDSKOSPL - Desk- Single Pedestal, Left Hand,6" Overhang SIZE OPTION: MODULAR DEPTH: 36.00000	1	1,159.08	1,159.08


Prices will be held for 30 days but are subject to increase by manufacturer. Please be advised that this quote may not include applicable sales and use tax.

Quote authorized by: 
 Peter Gaslow - President
 Empire Office, Inc.

ACCEPTED BY: _____
 TITLE: _____ DATE: _____

Description	Quantity	Unit Price	Extended Price
266 WIDTH: 72.00000 SUPPORT - RIGHT: FULL DEPTH END PANEL SUPPORT - LEFT: BOX/BOX/FILE PEDESTAL MODESTY PANEL: FULL COUNTERWEIGHT: WITH COUNTERWEIGHT CASE FINISH: WOODGRAIN HPL 2412 - NATURAL CHERRY HEADSET FINISH: WOODGRAIN HPL 2412 - NATURAL CHERRY TOP SURFACE FINISH: WOODGRAIN HPL 2412 - NATURAL CHERRY EDGE FINISH: PLASTIC - PG1 6034 - NATURAL CHERRY GROMMET LOCATION: RIGHT LOCK FINISH: EMBER CHROME 9250 - EMBER CHROME KEYS: KEY PLUG PULL: NILE PULL PULL FINISH: SMOOTH PAINT PG2 0835 - BLACK THICKNESS - WORKSURFACE: 1.12500 STEELCASE Tag For 130-131-MAJOR 36/72/BBF/FD			
267 CRL2H - Lateral 2 High File/File SIZE OPTION: MODULAR DEPTH: 24.00000 WIDTH: 36.00000 TOP: WITH TOP APPLICATION: FULL WORKSURFACE THICKNESS: 1.12500 CASE FINISH: WOODGRAIN HPL 2412 - NATURAL CHERRY HEADSET FINISH: WOODGRAIN HPL 2412 - NATURAL CHERRY TOP SURFACE FINISH: WOODGRAIN HPL 2412 - NATURAL CHERRY EDGE FINISH: PLASTIC - PG1 6034 - NATURAL CHERRY PULL: NILE PULL PULL FINISH: SMOOTH PAINT PG2 0835 - BLACK LOCK FINISH: EMBER CHROME 9250 - EMBER CHROME KEYS: KEY PLUG COUNTERWEIGHT: WITH COUNTERWEIGHT STEELCASE	1	946.98	946.98

Prices will be held for 30 days but are subject to increase by manufacturer. Please be advised that this quote may not include applicable sales and use tax.

Quote authorized by: 
Peter Gaslow - President
Empire Office, Inc.

ACCEPTED BY: _____
TITLE: _____ DATE: _____

Description		Quantity	Unit Price	Extended Price
267	Tag For 130-131-MAJOR FF/2/36			
268	CRPD2HFF - Pedestal-2-High,File/File SIZE OPTION: MODULAR DEPTH: 24.00000 CASE FINISH: WOODGRAIN HPL 2412 - NATURAL CHERRY HEADSET FINISH: WOODGRAIN HPL 2412 - NATURAL CHERRY LOCK FINISH: EMBER CHROME 9250 - EMBER CHROME KEYS: KEY PLUG PULL: NILE PULL PULL FINISH: SMOOTH PAINT PG2 0835 - BLACK COUNTERWEIGHT: WITH COUNTERWEIGHT STEELCASE Tag For 130-131-MAJOR FF/2/24	1	555.90	555.90
269	CRTWDFFR - Tower- Dual Doors,File/File, Cabinet Right SIZE OPTION: MODULAR DEPTH: 24.00000 WIDTH: 24.00000 HEIGHT: 84.00000 CASE FINISH: WOODGRAIN HPL 2412 - NATURAL CHERRY HEADSET FINISH: WOODGRAIN HPL 2412 - NATURAL CHERRY KEYS: KEY PLUG LOCK FINISH: EMBER CHROME 9250 - EMBER CHROME PULL: NILE PULL PULL FINISH: SMOOTH PAINT PG2 0835 - BLACK INTERIOR CONFIGURATION: COAT ROD STEELCASE Tag For 130-131-MAJOR ST/84	1	1,624.48	1,624.48
270	TSAEGROM - Grommet, Package Quantity 10 STEELCASE Tag For 130-131-MAJOR GROM	1	26.26	26.26
271	BX26 - Base-X, 26W BASE FINISH: PAINT 7207 - BLACK COLUMN FINISH: PAINT 2 0835 - BLACK	1	151.30	151.30

Prices will be held for 30 days but are subject to increase by manufacturer. Please be advised that this quote may not include applicable sales and use tax.

Quote authorized by: 
Peter Gaslow - President
Empire Office, Inc.

ACCEPTED BY: _____
TITLE: _____ DATE: _____

Description	Quantity	Unit Price	Extended Price
271 STEELCASE Tag For 130-131-MAJOR XB			
272 BFR36 - Table-Round, 36 dia EDGE FINISH: PLASTIC 6034 - NATURAL CHERRY TOP SURFACE FINISH: LAMINATE 2412 - NATURAL CHERRY STEELCASE Tag For 130-131-MAJOR 36	1	194.52	194.52
Sub Total			11,672.14
Total			11,672.14
135-CONFERENCE ROOM			
273 NW5151 - Newton Grand Scale Exec High Back w/Poly Arms & Base Fabric Grade Selection: B: Grade B Spradling: Spradling Fabric Modena: Modena MOD-2025: Graphite Arms (AO1): BAC: Black Polyurethane Arm Caps (standard) Control (CO1): SWT: Swivel Tilt Mechanism (Standard) Base (BO1): A: Aluminum Base CSR: Casters (Standard) JSI Tag For 135-CONFERENCE ROOM NW5151	10	766.46	7,664.60
274 74K279828CFYL - DOCK, 27DX98WX28H, BLADE Y BASE, WORKSURFACE HEIGHT, PAINT 501 SILVER METALLIC 501 SILVER METALLIC KIMBALL OF Tag For 135-CONFERENCE ROOM 74K279828CFYL	1	1,312.92	1,312.92
275 75K42WSSR - DOCK, 42W, UNDERSURFACE SUPPORT RAIL KIMBALL OF	4	31.92	127.68

Prices will be held for 30 days but are subject to increase by manufacturer. Please be advised that this quote may not include applicable sales and use tax.


Quote authorized by: 
Peter Gaslow - President
Empire Office, Inc.

ACCEPTED BY: _____
TITLE: _____ DATE: _____

Description		Quantity	Unit Price	Extended Price
275	Tag For 135-CONFERENCE ROOM 75K42WSSR			
276	74K48120SRTL - DOCK, 48DX120W, MEETING TABLE TOP, SOFT RECTANGLE, HPL, P RIM 1/8" MOLDED VIN P NO GROMMET X STANDARD GROUP 1 STD AUTUMN 2 AC2 AUTUMN CHERRY AC2 MODIFIED DEPTH 0000008461 NO MODIFIED DEPTH (STANDARD) X MODIFIED WIDTH 0000008466 NO MODIFIED WIDTH (STANDARD) X KIMBALL OF Tag For 135-CONFERENCE ROOM 74K48120SRTL	1	1,451.94	1,451.94
Sub Total				10,557.14
Total				10,557.14
136-139-ADMIN SUPPORT SUITE				
277	UFB - Bracket-Flush mount STEELCASE Tag For 136-139-ADMIN SUPPORT SUITE BRKT	4	11.36	45.44
278	46216179S - Leap; Chair, Upholstered, Adjustable seat depth, Sewn PLASTIC FINISH: POLYPROPYLENE 6205 - BLACK UPHOLSTERY FINISH: STAND IN 5623 - CYCLONE CASTER: HARD CASTERS ARM: H/W/P/D ARMS LUMBAR: LUMBAR SEAT HEIGHT: 5" PNEU SEAT HEIGHT RANGE HEADREST: OMIT HEADREST SOIL RETARDANT: NO SOIL RETARDANT TREATMENT PACKAGING: NOT APPLICABLE STEELCASE Tag For 136-139-ADMIN SUPPORT SUITE LEAP	4	783.88	3,135.52
279	475412M - Player; Chair-Leg base, Smooth arms, Glides BACK FINISH: GRADED-IN PRC GRP 06 59DF - GRADED IN PR. GRP. 6	6	227.86	1,367.16

Prices will be held for 30 days but are subject to increase by manufacturer. Please be advised that this quote may not include applicable sales and use tax.

Quote authorized by:


Peter Gaslow - President
Empire Office, Inc.

ACCEPTED BY: _____

TITLE: _____ DATE: _____

Description	Quantity	Unit Price	Extended Price
279 THE DESIGNTEX GROUP PURCHASER: VENDOR PATTERN: TRAVELER -3083 COLOR: CHARCOAL -803 DIRECTION: VERTICAL FRAME FINISH: PLASTIC 6205 - BLACK SEAT FINISH: STAND IN 5623 - CYCLONE BACK: UPH STD BACK SET SEAT: UPH STD SEAT SET GLIDE: HARD GLIDES SOIL RETARDANT: NO SOIL RETARDANT TREATMENT STEELCASE Tag For 136-139-ADMIN SUPPORT SUITE PLAYER			
280 CRBKS2H - Bookcase- Stacking on2-High or Desk SIZE OPTION: PARAMETRIC DEPTH: 15.00000 WIDTH: 29.87500 APPLICATION HEIGHT: 72.00000 BOOKCASE HEIGHT: 43.50748 THICKNESS - WORKSURFACE: 1.12500 CASE FINISH: WOODGRAIN HPL 2412 - NATURAL CHERRY TOP SURFACE TYPE: HIGH PRESSURE LAMINATE STEELCASE Tag For 136-139-ADMIN SUPPORT SUITE BC/72/30	2	469.85	939.70
281 TSATRC48 - Channel-Reinforcing, 48D STEELCASE Tag For 136-139-ADMIN SUPPORT SUITE RC	4	24.42	97.68
282 CRCT - Common Top, Worksurface DEPTH: 24.00000 WIDTH: 48.00000 TOP SURFACE FINISH: WOODGRAIN HPL 2412 - NATURAL CHERRY EDGE FINISH: PLASTIC - PG1 6034 - NATURAL CHERRY THICKNESS - WORKSURFACE: 1.12500 GROMMET LOCATION: NO GROMMET STEELCASE	2	118.78	237.56

Prices will be held for 30 days but are subject to increase by manufacturer. Please be advised that this quote may not include applicable sales and use tax.

Quote authorized by: 
Peter Gaslow - President
Empire Office, Inc.

ACCEPTED BY: _____
TITLE: _____ DATE: _____

Description		Quantity	Unit Price	Extended Price
282	Tag For 136-139-ADMIN SUPPORT SUITE CT/24/48			
283	CRCT - Common Top, Worksurface DEPTH: 24.00000 WIDTH: 60.00000 TOP SURFACE FINISH: WOODGRAIN HPL 2412 - NATURAL CHERRY EDGE FINISH: PLASTIC - PG1 6034 - NATURAL CHERRY THICKNESS - WORKSURFACE: 1.12500 GROMMET LOCATION: NO GROMMET STEELCASE Tag For 136-139-ADMIN SUPPORT SUITE CT/24/60	2	134.13	268.26
284	CRDSHLO - Desk- Shell,6" Overhang SIZE OPTION: MODULAR DEPTH: 36.00000 WIDTH: 60.00000 SUPPORT - RIGHT: FULL DEPTH END PANEL SUPPORT - LEFT: FULL DEPTH END PANEL MODESTY PANEL: FULL CASE FINISH: WOODGRAIN HPL 2412 - NATURAL CHERRY TOP SURFACE FINISH: WOODGRAIN HPL 2412 - NATURAL CHERRY EDGE FINISH: PLASTIC - PG1 6034 - NATURAL CHERRY GROMMET LOCATION: LEFT THICKNESS - WORKSURFACE: 1.12500 STEELCASE Tag For 136-139-ADMIN SUPPORT SUITE 36/60/FD/FD	1	513.08	513.08
285	CRDSKOSPL - Desk- Single Pedestal, Left Hand,6" Overhang SIZE OPTION: MODULAR DEPTH: 36.00000 WIDTH: 72.00000 SUPPORT - RIGHT: FULL DEPTH END PANEL SUPPORT - LEFT: BOX/BOX/FILE PEDESTAL MODESTY PANEL: FULL COUNTERWEIGHT: WITH COUNTERWEIGHT CASE FINISH: WOODGRAIN HPL 2412 - NATURAL CHERRY	3	1,159.08	3,477.24

Prices will be held for 30 days but are subject to increase by manufacturer. Please be advised that this quote may not include applicable sales and use tax.

Quote authorized by: 
Peter Gaslow - President
Empire Office, Inc.

ACCEPTED BY: _____
TITLE: _____ DATE: _____

Description	Quantity	Unit Price	Extended Price
285 HEADSET FINISH: WOODGRAIN HPL 2412 - NATURAL CHERRY TOP SURFACE FINISH: WOODGRAIN HPL 2412 - NATURAL CHERRY EDGE FINISH: PLASTIC - PG1 6034 - NATURAL CHERRY GROMMET LOCATION: RIGHT LOCK FINISH: EMBER CHROME 9250 - EMBER CHROME KEYS: KEY PLUG PULL: NILE PULL PULL FINISH: SMOOTH PAINT PG2 0835 - BLACK THICKNESS - WORKSURFACE: 1.12500 STEELCASE Tag For 136-139-ADMIN SUPPORT SUITE 36/72/BBF/FD			
286 CRL2H - Lateral 2 High File/File SIZE OPTION: MODULAR DEPTH: 24.00000 WIDTH: 30.00000 TOP: WITH TOP APPLICATION: FULL WORKSURFACE THICKNESS: 1.12500 CASE FINISH: WOODGRAIN HPL 2412 - NATURAL CHERRY HEADSET FINISH: WOODGRAIN HPL 2412 - NATURAL CHERRY TOP SURFACE FINISH: WOODGRAIN HPL 2412 - NATURAL CHERRY EDGE FINISH: PLASTIC - PG1 6034 - NATURAL CHERRY PULL: NILE PULL PULL FINISH: SMOOTH PAINT PG2 0835 - BLACK LOCK FINISH: EMBER CHROME 9250 - EMBER CHROME KEYS: KEY PLUG COUNTERWEIGHT: WITH COUNTERWEIGHT STEELCASE Tag For 136-139-ADMIN SUPPORT SUITE FF/2/30	2	902.13	1,804.26
287 CRLS2HD - Low Storage-Two-High, Cabinet SIZE OPTION: PARAMETRIC DEPTH: 18.87500 WIDTH: 38.00000	1	639.13	639.13

Prices will be held for 30 days but are subject to increase by manufacturer. Please be advised that this quote may not include applicable sales and use tax.

Quote authorized by: 
Peter Gaslow - President
Empire Office, Inc.

ACCEPTED BY: _____
TITLE: _____ DATE: _____

Description	Quantity	Unit Price	Extended Price
287 TOP: WITH TOP APPLICATION: FULL TOP SURFACE FINISH: WOODGRAIN HPL 2412 - NATURAL CHERRY EDGE FINISH: PLASTIC - PG1 6034 - NATURAL CHERRY CASE FINISH: WOODGRAIN HPL 2412 - NATURAL CHERRY HEADSET FINISH: WOODGRAIN HPL 2412 - NATURAL CHERRY LOCK FINISH: EMBER CHROME 9250 - EMBER CHROME KEYS: KEY PLUG PULL: NILE PULL PULL FINISH: SMOOTH PAINT PG2 0835 - BLACK WORKSURFACE THICKNESS: 1.12500 STEELCASE Tag For 136-139-ADMIN SUPPORT SUITE D/2/38			
288 CRPD2HBBF - Pedestal-2-High,Box/Box/File SIZE OPTION: MODULAR DEPTH: 24.00000 CASE FINISH: WOODGRAIN HPL 2412 - NATURAL CHERRY HEADSET FINISH: WOODGRAIN HPL 2412 - NATURAL CHERRY LOCK FINISH: EMBER CHROME 9250 - EMBER CHROME KEYS: KEY PLUG PULL: NILE PULL PULL FINISH: SMOOTH PAINT PG2 0835 - BLACK COUNTERWEIGHT: WITH COUNTERWEIGHT STEELCASE Tag For 136-139-ADMIN SUPPORT SUITE BBF/2/24	1	570.85	570.85
289 CRPD2HFF - Pedestal-2-High,File/File SIZE OPTION: MODULAR DEPTH: 24.00000 CASE FINISH: WOODGRAIN HPL 2412 - NATURAL CHERRY HEADSET FINISH: WOODGRAIN HPL 2412 - NATURAL CHERRY LOCK FINISH: EMBER CHROME 9250 - EMBER CHROME KEYS: KEY PLUG PULL: NILE PULL	4	555.90	2,223.60


Prices will be held for 30 days but are subject to increase by manufacturer. Please be advised that this quote may not include applicable sales and use tax.

Quote authorized by: 
Peter Gaslow - President
Empire Office, Inc.

ACCEPTED BY: _____
TITLE: _____ DATE: _____

Description	Quantity	Unit Price	Extended Price
289 PULL FINISH: SMOOTH PAINT PG2 0835 - BLACK COUNTERWEIGHT: WITH COUNTERWEIGHT STEELCASE Tag For 136-139-ADMIN SUPPORT SUITE FF/2/24			
290 TSAEGROM - Grommet, Package Quantity 10 STEELCASE Tag For 136-139-ADMIN SUPPORT SUITE GROM	1	26.26	26.26
Sub Total			15,345.74
Total			15,345.74
141-PUBLIC INTERVIEW			
291 490410P - Move; Chair, Plastic seat / back, No arms, Glides FRAME FINISH: METALLIC PAINT 4799 - PLATINUM METALLIC SEAT FINISH: PLASTIC 6336 - JAZZ SHELL FINISH: PLASTIC 6336 - JAZZ GLIDE: HARD GLIDES STEELCASE Tag For 141-PUBLIC INTERVIEW MOVE	3	178.30	534.90
292 UE24 - End support, 24D BASIC FINISH: METALLIC PAINT 4743 - MINERAL METALLIC STEELCASE Tag For 141-PUBLIC INTERVIEW ES/24	2	208.66	417.32
293 UMF18 - Panel, Full height, 18W BASIC FINISH: METALLIC PAINT 4743 - MINERAL METALLIC STEELCASE Tag For 141-PUBLIC INTERVIEW MP/18	1	98.37	98.37
294 USWS - Worksurface-Straight, Laminate, Plastic edge profile SIZE: MODULAR DEPTH: 24.00000 WIDTH: 48.00000 TOP SURFACE FINISH: WOODGRAIN HPL 2412 - NATURAL CHERRY GRAIN DIRECTION: LONG GRAIN EDGE FINISH: PLASTIC - PG1 6034 - NATURAL CHERRY	1	116.66	116.66

Prices will be held for 30 days but are subject to increase by manufacturer. Please be advised that this quote may not include applicable sales and use tax.

Quote authorized by: 
Peter Gaslow - President
Empire Office, Inc.

ACCEPTED BY: _____
TITLE: _____ DATE: _____

Description	Quantity	Unit Price	Extended Price
294 POWER ACCESS: NO POWER ACCESS SCALLOP: NO SCALLOP GROMMET: NO GROMMET CORD DROP: WITH CORD DROP DEPTH - CORD DROP: 23.50000 STEELCASE Tag For 141-PUBLIC INTERVIEW 24/48			
Sub Total			1,167.25
Total			1,167.25


144-RECORDS BREAKROOM

295 490410P - Move; Chair, Plastic seat / back, No arms, Glides FRAME FINISH: METALLIC PAINT 4799 - PLATINUM METALLIC SEAT FINISH: PLASTIC 6336 - JAZZ SHELL FINISH: PLASTIC 6336 - JAZZ GLIDE: HARD GLIDES STEELCASE Tag For 144-RECORDS BREAKROOM MOVE	2	178.30	356.60
296 BX26 - Base-X, 26W BASE FINISH: METALLIC PAINT 4799 - PLATINUM METALLIC COLUMN FINISH: METALLIC PAINT 4799 - PLATINUM METALLIC STEELCASE Tag For 144-RECORDS BREAKROOM XB	1	159.33	159.33
297 BFRQ24 - Table-Square, 24D EDGE FINISH: PLASTIC 6034 - NATURAL CHERRY TOP SURFACE FINISH: LAMINATE 2412 - NATURAL CHERRY STEELCASE Tag For 144-RECORDS BREAKROOM 24/24	1	96.71	96.71
Sub Total			612.64
Total			612.64

146-147-PATROL SERGEANTS

298 NAC2418PVSP - ACCESSORIES,24WX18H,PRIVACY SCREEN, RECTANGULAR,SET ON	6	208.32	1,249.92
---	---	--------	----------

Prices will be held for 30 days but are subject to increase by manufacturer. Please be advised that this quote may not include applicable sales and use tax.

Quote authorized by: 
Peter Gaslow - President
Empire Office, Inc.

ACCEPTED BY: _____
TITLE: _____ DATE: _____

Description	Quantity	Unit Price	Extended Price
298 RESIN GRADE: 1: GRADE 1 1677: FROSTED PAINT COLOR: 503: SATIN NICKEL METALLIC KIMBALL OF Tag For 146-147-PATROL SERGEANTS 2418PVSP			
299 PWBWTRD - Whiteboard-Premium SIZE OPTION: PARAMETRIC TRIM TYPE: EDGE SERIES HEIGHT: 48.25000 WIDTH: 78.00000 SURFACE FINISH: CERAMIC 7655 - E3 ENVIRONMENTAL CERAMICS TRIM FINISH: ANODIZED ALUMINUM 8043 - CLEAR ANODIZED ALUM MOUNT OPTION: WALL MOUNT TRAY OPTION: WITH TRAY STEELCASE Tag For 146-147-PATROL SERGEANTS WB/78.00000/48.25000	2	554.22	1,108.44
300 RPCW - Counterweight-Pedestal STEELCASE Tag For 146-147-PATROL SERGEANTS CW	4	62.90	251.60
301 RPF2427AF - Pedestal-Fixed, 2 box / 1 file, Flush steel front, 22 5/8D x 15W x 27H BASIC FINISH: METALLIC PAINT 4743 - MINERAL METALLIC LOCK FINISH: POLISHED CHROME 9201 - POLISHED CHROME KEY: KEY PLUG DRAWER: FULL DRAWER FILE DRAWER ACCESSORIES: NONE PULL: INTEGRAL PULL LOCK: SINGLE LOCK OFFICE SET: NONE STEELCASE Tag For 146-147-PATROL SERGEANTS BBF/2/23	6	300.65	1,803.90

Prices will be held for 30 days but are subject to increase by manufacturer. Please be advised that this quote may not include applicable sales and use tax.


Quote authorized by: 
 Peter Gaslow - President
 Empire Office, Inc.

ACCEPTED BY: _____
 TITLE: _____ DATE: _____

Description	Quantity	Unit Price	Extended Price
302 RPF2427AF - Pedestal-Fixed, 2 box / 1 file, Flush steel front, 22 5/8D x 15W x 27H BASIC FINISH: METALLIC PAINT 4743 - MINERAL METALLIC LOCK FINISH: POLISHED CHROME 9201 - POLISHED CHROME KEY: KEY RANDOM DRAWER: FULL DRAWER FILE DRAWER ACCESSORIES: NONE PULL: INTEGRAL PULL LOCK: SINGLE LOCK OFFICE SET: NONE STEELCASE Tag For 146-147-PATROL SERGEANTS BBF/2/23	2	300.65	601.30
303 46216179S - Leap; Chair, Upholstered, Adjustable seat depth, Sewn PLASTIC FINISH: POLYPROPYLENE 6205 - BLACK UPHOLSTERY FINISH: STAND IN 5623 - CYCLONE CASTER: HARD CASTERS ARM: H/W/P/D ARMS LUMBAR: LUMBAR SEAT HEIGHT: 5" PNEU SEAT HEIGHT RANGE HEADREST: OMIT HEADREST SOIL RETARDANT: NO SOIL RETARDANT TREATMENT PACKAGING: NOT APPLICABLE STEELCASE Tag For 146-147-PATROL SERGEANTS LEAP	8	783.88	6,271.04
304 CRTBWM - Tackboard, Wallmount SIZE OPTION: PARAMETRIC HEIGHT: 20.00000 WIDTH: 33.12500 TACKBOARD FINISH: BOCCIE P201 - NEW ALMOND FABRIC DIRECTION: HORIZONTAL STEELCASE Tag For 146-147-PATROL SERGEANTS TB/33.1250/20	1	157.96	157.96
305 CRTBWM - Tackboard, Wallmount SIZE OPTION: PARAMETRIC	1	157.96	157.96

Prices will be held for 30 days but are subject to increase by manufacturer. Please be advised that this quote may not include applicable sales and use tax.

Quote authorized by:


Peter Gaslow - President
Empire Office, Inc.

ACCEPTED BY: _____

TITLE: _____ DATE: _____

Description	Quantity	Unit Price	Extended Price
305 HEIGHT: 20.00000 WIDTH: 35.00000 TACKBOARD FINISH: BOCCIE P201 - NEW ALMOND FABRIC DIRECTION: HORIZONTAL STEELCASE Tag For 146-147-PATROL SERGEANTS TB/35/20			
306 CRTBWM - Tackboard, Wallmount SIZE OPTION: PARAMETRIC HEIGHT: 20.00000 WIDTH: 44.00000 TACKBOARD FINISH: BOCCIE P201 - NEW ALMOND FABRIC DIRECTION: HORIZONTAL STEELCASE Tag For 146-147-PATROL SERGEANTS TB/44/20	1	176.14	176.14
307 CRTBWM - Tackboard, Wallmount SIZE OPTION: PARAMETRIC HEIGHT: 20.00000 WIDTH: 48.31250 TACKBOARD FINISH: BOCCIE P201 - NEW ALMOND FABRIC DIRECTION: HORIZONTAL STEELCASE Tag For 146-147-PATROL SERGEANTS TB/48.3125/20	1	183.42	183.42
308 CRTBWM - Tackboard, Wallmount SIZE OPTION: PARAMETRIC HEIGHT: 20.00000 WIDTH: 48.00000 TACKBOARD FINISH: BOCCIE P201 - NEW ALMOND FABRIC DIRECTION: HORIZONTAL STEELCASE Tag For 146-147-PATROL SERGEANTS TB/48/20	1	183.42	183.42
309 CRTBWM - Tackboard, Wallmount SIZE OPTION: PARAMETRIC HEIGHT: 20.00000 WIDTH: 49.00000	1	183.42	183.42


Prices will be held for 30 days but are subject to increase by manufacturer. Please be advised that this quote may not include applicable sales and use tax.

Quote authorized by: 
Peter Gaslow - President
Empire Office, Inc.

ACCEPTED BY: _____
TITLE: _____ DATE: _____

Description	Quantity	Unit Price	Extended Price
309 TACKBOARD FINISH: BOCCIE P201 - NEW ALMOND FABRIC DIRECTION: HORIZONTAL STEELCASE Tag For 146-147-PATROL SERGEANTS TB/49/20			
310 CRTBWM - Tackboard, Wallmount SIZE OPTION: PARAMETRIC HEIGHT: 20.00000 WIDTH: 55.00000 TACKBOARD FINISH: BOCCIE P201 - NEW ALMOND FABRIC DIRECTION: HORIZONTAL STEELCASE Tag For 146-147-PATROL SERGEANTS TB/55/20	1	196.75	196.75
311 CRTBWM - Tackboard, Wallmount SIZE OPTION: PARAMETRIC HEIGHT: 20.00000 WIDTH: 56.62500 TACKBOARD FINISH: BOCCIE P201 - NEW ALMOND FABRIC DIRECTION: HORIZONTAL STEELCASE Tag For 146-147-PATROL SERGEANTS TB/56.6250/20	1	196.75	196.75
312 CRTBWM - Tackboard, Wallmount SIZE OPTION: PARAMETRIC HEIGHT: 20.00000 WIDTH: 71.93750 TACKBOARD FINISH: BOCCIE P201 - NEW ALMOND FABRIC DIRECTION: HORIZONTAL STEELCASE Tag For 146-147-PATROL SERGEANTS TB/71.9375/20	2	221.39	442.78
313 CRTBWM - Tackboard, Wallmount SIZE OPTION: PARAMETRIC HEIGHT: 20.00000 WIDTH: 72.00000 TACKBOARD FINISH: BOCCIE P201 - NEW ALMOND FABRIC DIRECTION: HORIZONTAL	2	234.72	469.44

Prices will be held for 30 days but are subject to increase by manufacturer. Please be advised that this quote may not include applicable sales and use tax.


Quote authorized by: 
Peter Gaslow - President
Empire Office, Inc.

ACCEPTED BY: _____
TITLE: _____ DATE: _____

Description	Quantity	Unit Price	Extended Price
313 STEELCASE Tag For 146-147-PATROL SERGEANTS TB/72/20			
314 UE24 - End support, 24D BASIC FINISH: METALLIC PAINT 4743 - MINERAL METALLIC STEELCASE Tag For 146-147-PATROL SERGEANTS ES/24	7	208.66	1,460.62
315 TS7WKSPT39 - Reinforcing channel, 39W STEELCASE Tag For 146-147-PATROL SERGEANTS RC/39	1	21.61	21.61
316 TS7WKSPT51 - Reinforcing channel, 51W STEELCASE Tag For 146-147-PATROL SERGEANTS RC/51	5	21.61	108.05
317 UCS - Support-Corner BASIC FINISH: METALLIC PAINT 4743 - MINERAL METALLIC STEELCASE Tag For 146-147-PATROL SERGEANTS CS	4	69.00	276.00
318 UEC2228L - Worksurface-Extended corner, Plastic edge, Laminate, Curved, Left hand, 23 1/2DL x 23 1/2DR x 71 1/2WL x 47 1/2WR EDGE FINISH: PLASTIC 6034 - NATURAL CHERRY TOP SURFACE FINISH: LAMINATE FINISHES 2412 - NATURAL CHERRY WORKSURFACE: SCALLOPS STEELCASE Tag For 146-147-PATROL SERGEANTS 24/72/48/24	2	362.72	725.44
319 UEC2228R - Worksurface-Extended corner, Plastic edge, Laminate, Curved, Right hand, 23 1/2D L x 23 1/2DR x 47 1/2WL x 71 1/2WR EDGE FINISH: PLASTIC 6034 - NATURAL CHERRY TOP SURFACE FINISH: LAMINATE FINISHES 2412 - NATURAL CHERRY WORKSURFACE: SCALLOPS STEELCASE Tag For 146-147-PATROL SERGEANTS 24/48/72/24	2	362.72	725.44
320 USWS - Worksurface-Straight, Laminate, Plastic edge profile SIZE: PARAMETRIC	1	125.25	125.25

Prices will be held for 30 days but are subject to increase by manufacturer. Please be advised that this quote may not include applicable sales and use tax.

Quote authorized by:



Peter Gaslow - President
Empire Office, Inc.

ACCEPTED BY: _____

TITLE: _____ DATE: _____

Description	Quantity	Unit Price	Extended Price
320 DEPTH: 24.00000 WIDTH: 55.00000 TOP SURFACE FINISH: WOODGRAIN HPL 2412 - NATURAL CHERRY GRAIN DIRECTION: LONG GRAIN EDGE FINISH: PLASTIC - PG1 6034 - NATURAL CHERRY POWER ACCESS: NO POWER ACCESS SCALLOP: WITH SCALLOP GROMMET: NO GROMMET CORD DROP: WITH CORD DROP DEPTH - CORD DROP: 23.50000 STEELCASE Tag For 146-147-PATROL SERGEANTS 24/55			
321 USWS - Worksurface-Straight, Laminate, Plastic edge profile SIZE: PARAMETRIC DEPTH: 24.00000 WIDTH: 57.00000 TOP SURFACE FINISH: WOODGRAIN HPL 2412 - NATURAL CHERRY GRAIN DIRECTION: LONG GRAIN EDGE FINISH: PLASTIC - PG1 6034 - NATURAL CHERRY POWER ACCESS: NO POWER ACCESS SCALLOP: WITH SCALLOP GROMMET: NO GROMMET CORD DROP: WITH CORD DROP DEPTH - CORD DROP: 23.50000 STEELCASE Tag For 146-147-PATROL SERGEANTS 24/57	1	125.25	125.25
322 USWS - Worksurface-Straight, Laminate, Plastic edge profile SIZE: PARAMETRIC DEPTH: 24.00000 WIDTH: 69.00000 TOP SURFACE FINISH: WOODGRAIN HPL 2412 - NATURAL CHERRY GRAIN DIRECTION: LONG GRAIN EDGE FINISH: PLASTIC - PG1 6034 - NATURAL CHERRY POWER ACCESS: NO POWER ACCESS	2	148.25	296.50

Prices will be held for 30 days but are subject to increase by manufacturer. Please be advised that this quote may not include applicable sales and use tax.

Quote authorized by: 
Peter Gaslow - President
Empire Office, Inc.

ACCEPTED BY: _____
TITLE: _____ DATE: _____

Description	Quantity	Unit Price	Extended Price
322 SCALLOP: WITH SCALLOP GROMMET: NO GROMMET CORD DROP: WITH CORD DROP DEPTH - CORD DROP: 23.50000 STEELCASE Tag For 146-147-PATROL SERGEANTS 24/69			
Sub Total			17,498.40
Total			17,498.40
148-AUXILIARY-4 NEW OFFICES			
323 UFB - Bracket-Flush mount STEELCASE Tag For 148-AUXILIARY-4 NEW OFFICES BRKT	4	11.36	45.44
324 46216179S - Leap; Chair, Upholstered, Adjustable seat depth, Sewn PLASTIC FINISH: POLYPROPYLENE 6205 - BLACK UPHOLSTERY FINISH: STAND IN 5623 - CYCLONE CASTER: HARD CASTERS ARM: H/W/P/D ARMS LUMBAR: LUMBAR SEAT HEIGHT: 5" PNEU SEAT HEIGHT RANGE HEADREST: OMIT HEADREST SOIL RETARDANT: NO SOIL RETARDANT TREATMENT PACKAGING: NOT APPLICABLE STEELCASE Tag For 148-AUXILIARY-4 NEW OFFICES LEAP	4	783.88	3,135.52
325 475412M - Player; Chair-Leg base, Smooth arms, Glides BACK FINISH: GRADED-IN PRC GRP 06 59DF - GRADED IN PR. GRP. 6 THE DESIGNTEX GROUP PURCHASER: VENDOR PATTERN: TRAVELER -3083 COLOR: CHARCOAL -803 DIRECTION: VERTICAL FRAME FINISH: PLASTIC 6205 - BLACK SEAT FINISH: STAND IN 5623 - CYCLONE BACK: UPH STD BACK SET	4	227.86	911.44

Prices will be held for 30 days but are subject to increase by manufacturer. Please be advised that this quote may not include applicable sales and use tax.

Quote authorized by: 
Peter Gaslow - President
Empire Office, Inc.

ACCEPTED BY: _____
TITLE: _____ DATE: _____

Description	Quantity	Unit Price	Extended Price
325 SEAT: UPH STD SEAT SET GLIDE: HARD GLIDES SOIL RETARDANT: NO SOIL RETARDANT TREATMENT STEELCASE Tag For 148-AUXILIARY-4 NEW OFFICES PLAYER			
326 TSA TRC48 - Channel-Reinforcing, 48D STEELCASE Tag For 148-AUXILIARY-4 NEW OFFICES RC	4	24.42	97.68
327 CRCT - Common Top, Worksurface DEPTH: 19.00000 WIDTH: 48.00000 TOP SURFACE FINISH: WOODGRAIN HPL 2412 - NATURAL CHERRY EDGE FINISH: PLASTIC - PG1 6034 - NATURAL CHERRY THICKNESS - WORKSURFACE: 1.12500 GROMMET LOCATION: NO GROMMET STEELCASE Tag For 148-AUXILIARY-4 NEW OFFICES CT/19/48	4	111.10	444.40
328 CRDSHL - Desk- Shell SIZE OPTION: MODULAR DEPTH: 30.00000 WIDTH: 72.00000 THICKNESS - WORKSURFACE: 1.12500 TOP SURFACE FINISH: WOODGRAIN HPL 2412 - NATURAL CHERRY EDGE FINISH: PLASTIC - PG1 6034 - NATURAL CHERRY CASE FINISH: WOODGRAIN HPL 2412 - NATURAL CHERRY SUPPORT - RIGHT: FULL DEPTH END PANEL SUPPORT - LEFT: FULL DEPTH END PANEL MODESTY PANEL: QUARTER HEIGHT GROMMET LOCATION: CENTER STEELCASE Tag For 148-AUXILIARY-4 NEW OFFICES 30/72/FD/FD	4	468.64	1,874.56
329 CRPD2HBBF - Pedestal-2-High,Box/Box/File SIZE OPTION: MODULAR	4	570.85	2,283.40

Prices will be held for 30 days but are subject to increase by manufacturer. Please be advised that this quote may not include applicable sales and use tax.


Quote authorized by: 
 Peter Gaslow - President
 Empire Office, Inc.

ACCEPTED BY: _____
 TITLE: _____ DATE: _____

Description	Quantity	Unit Price	Extended Price
329 DEPTH: 24.00000 CASE FINISH: WOODGRAIN HPL 2412 - NATURAL CHERRY HEADSET FINISH: WOODGRAIN HPL 2412 - NATURAL CHERRY LOCK FINISH: EMBER CHROME 9250 - EMBER CHROME KEYS: KEY PLUG PULL: NILE PULL PULL FINISH: SMOOTH PAINT PG2 0835 - BLACK COUNTERWEIGHT: WITH COUNTERWEIGHT STEELCASE Tag For 148-AUXILIARY-4 NEW OFFICES BBF/2/24			
330 CRPD2HFF - Pedestal-2-High,File/File SIZE OPTION: PARAMETRIC DEPTH: 19.00000 CASE FINISH: WOODGRAIN HPL 2412 - NATURAL CHERRY HEADSET FINISH: WOODGRAIN HPL 2412 - NATURAL CHERRY LOCK FINISH: EMBER CHROME 9250 - EMBER CHROME KEYS: KEY PLUG PULL: NILE PULL PULL FINISH: SMOOTH PAINT PG2 0835 - BLACK COUNTERWEIGHT: WITH COUNTERWEIGHT STEELCASE Tag For 148-AUXILIARY-4 NEW OFFICES FF/2/19	4	555.90	2,223.60
331 TSAEGROM - Grommet, Package Quantity 10 STEELCASE Tag For 148-AUXILIARY-4 NEW OFFICES GROM	1	26.26	26.26
Sub Total			11,042.30
Total			11,042.30
152-OFFICER WORKSPACE			
332 RPCW - Counterweight-Pedestal STEELCASE Tag For 152-OFFICER WORKSPACE CW	2	62.90	125.80
333 RPF2427AF - Pedestal-Fixed, 2 box / 1 file, Flush steel front, 22 5/8D x 15W x 27H	1	300.65	300.65

Prices will be held for 30 days but are subject to increase by manufacturer. Please be advised that this quote may not include applicable sales and use tax.

Quote authorized by:


Peter Gaslow - President
Empire Office, Inc.

ACCEPTED BY: _____

TITLE: _____ DATE: _____

Description	Quantity	Unit Price	Extended Price
333 BASIC FINISH: METALLIC PAINT 4743 - MINERAL METALLIC LOCK FINISH: POLISHED CHROME 9201 - POLISHED CHROME KEY: KEY PLUG DRAWER: FULL DRAWER FILE DRAWER ACCESSORIES: NONE PULL: INTEGRAL PULL LOCK: SINGLE LOCK OFFICE SET: NONE STEELCASE Tag For 152-OFFICER WORKSPACE BBF/2/23			
334 RPF2427BF - Pedestal-Fixed, 2 file, Flush steel front, 22 5/8D x 15W x 27H BASIC FINISH: METALLIC PAINT 4743 - MINERAL METALLIC LOCK FINISH: POLISHED CHROME 9201 - POLISHED CHROME KEY: KEY PLUG FILE DRAWER ACCESSORIES: NONE PULL: INTEGRAL PULL LOCK: SINGLE LOCK OFFICE SET: NONE STEELCASE Tag For 152-OFFICER WORKSPACE FF/2/23	1	292.34	292.34
335 46216179S - Leap; Chair, Upholstered, Adjustable seat depth, Sewn PLASTIC FINISH: POLYPROPYLENE 6205 - BLACK UPHOLSTERY FINISH: STAND IN 5623 - CYCLONE CASTER: HARD CASTERS ARM: H/W/P/D ARMS LUMBAR: LUMBAR SEAT HEIGHT: 5" PNEU SEAT HEIGHT RANGE HEADREST: OMIT HEADREST SOIL RETARDANT: NO SOIL RETARDANT TREATMENT PACKAGING: NOT APPLICABLE STEELCASE Tag For 152-OFFICER WORKSPACE LEAP	1	783.88	783.88

Prices will be held for 30 days but are subject to increase by manufacturer. Please be advised that this quote may not include applicable sales and use tax.

Quote authorized by: 
Peter Gaslow - President
Empire Office, Inc.

ACCEPTED BY: _____
TITLE: _____ DATE: _____

Description	Quantity	Unit Price	Extended Price
336 CRBK - Bookcase SIZE OPTION: MODULAR DEPTH: 15.00000 WIDTH: 36.00000 HEIGHT: 66.50000 CASE FINISH: WOODGRAIN HPL 2412 - NATURAL CHERRY STEELCASE Tag For 152-OFFICER WORKSPACE BC/4/36	1	618.93	618.93
337 UFB - Bracket-Flush mount STEELCASE Tag For 152-OFFICER WORKSPACE FMB	1	11.36	11.36
338 UE24 - End support, 24D BASIC FINISH: METALLIC PAINT 4743 - MINERAL METALLIC STEELCASE Tag For 152-OFFICER WORKSPACE ES/24	1	208.66	208.66
339 UCS - Support-Corner BASIC FINISH: METALLIC PAINT 4743 - MINERAL METALLIC STEELCASE Tag For 152-OFFICER WORKSPACE CS	2	69.00	138.00
340 WEC224260 - Worksurface-Extended corner, Curved, Right hand, 24DL x 24DR x 42WL x 60WR EDGE FINISH: PLASTIC 6034 - NATURAL CHERRY TOP SURFACE FINISH: LAMINATE FINISHES 2412 - NATURAL CHERRY WORKSURFACE: SCALLOPS STEELCASE Tag For 152-OFFICER WORKSPACE 24/42/60/24	1	301.21	301.21
341 USWS - Worksurface-Straight, Laminate, Plastic edge profile SIZE: MODULAR DEPTH: 24.00000 WIDTH: 48.00000 TOP SURFACE FINISH: WOODGRAIN HPL 2412 - NATURAL CHERRY GRAIN DIRECTION: LONG GRAIN EDGE FINISH: PLASTIC - PG1 6034 - NATURAL CHERRY	1	116.66	116.66

Prices will be held for 30 days but are subject to increase by manufacturer. Please be advised that this quote may not include applicable sales and use tax.

Quote authorized by: 
Peter Gaslow - President
Empire Office, Inc.

ACCEPTED BY: _____
TITLE: _____ DATE: _____

Description	Quantity	Unit Price	Extended Price
341 POWER ACCESS: NO POWER ACCESS SCALLOP: NO SCALLOP GROMMET: NO GROMMET CORD DROP: NO CORD DROP STEELCASE Tag For 152-OFFICER WORKSPACE 24/48			
Sub Total			2,897.49
Total			2,897.49
156- ROLL CALL/MEDIA RM			
342 65K140636CUFLL - ALTERNA, 13DX6WX36H, FILLER PANEL, FLAT TOP, UPPER CAB,TFL -AC2 AUTUMN CHERRY 2 1/16 KIMBALL OF Tag For 156- ROLL CALL/MEDIA RM 140636CUFLL	2	83.58	167.16
343 65K142436CUH1LLL - ALTERNA, 14DX24WX36H, CABINET, UPPER, FLAT, SINGLE DOOR, LEFT, TFL GLEAM,CINDER 57_462 NON-LOCKING X CONCEALED HINGE STD AUTUMN CHERRY AC2 AUTUMN CHERRY AC2 KIMBALL OF Tag For 156- ROLL CALL/MEDIA RM 142436CUH1LLL	1	561.96	561.96
344 65K143636CUH2LL - ALTERNA, 14DX36WX36H, CABINET, UPPER, FLAT TOP, DOUBLE DOORS, TFL 1 \$1,921.00 \$1,921.00 GLEAM,CINDER 57_462 NON-LOCKING X CONCEALED HINGE STD AUTUMN CHERRY AC2 AUTUMN CHERRY AC2 KIMBALL OF Tag For 156- ROLL CALL/MEDIA RM 143636CUH2LL	1	806.82	806.82
345 65K242435CBWBLL - ALTERNA, 24DX24WX35H, CABINET, BASE, WASTE BIN, TFL GLEAM,CINDER 57_462	1	977.76	977.76

Prices will be held for 30 days but are subject to increase by manufacturer. Please be advised that this quote may not include applicable sales and use tax.


Quote authorized by: 
 Peter Gaslow - President
 Empire Office, Inc.

ACCEPTED BY: _____
 TITLE: _____ DATE: _____

Description	Quantity	Unit Price	Extended Price
345 NON-LOCKING X AUTUMN CHERRY AC2 AUTUMN CHERRY AC2 KIMBALL OF Tag For 156- ROLL CALL/MEDIA RM 242435CBWBLL			
346 65K243635CBH2LL - ALTERNA, 24DX36WX35H, CABINET, BASE, HINGED DOUBLE DOORS, TFL Options Qty List Ext. List GLEAM,CINDER 57_462 NON-LOCKING X CONCEALED HINGE STD NO SHELVES X AUTUMN CHERRY AC2 AUTUMN CHERRY AC2 KIMBALL OF Tag For 156- ROLL CALL/MEDIA RM 243635CBH2LL	1	662.76	662.76
347 65K2466WSRBSS - ALTERNA, 24DX66W, SURFACE, W/BACKSPLASH, SOLID SURFACE STANDARD FLAT EDGE X ALLIANCE GRADE C ALLC CORIAN COSMOS PRIMA 824D KIMBALL OF Tag For 156- ROLL CALL/MEDIA RM 2466WSRBSS	1	1,705.71	1,705.71
348 65K3004CFMLL - ALTERNA, 30WX4H, TOE KICK, TFL AUTUMN CHERRY AC2 NO MODIFIED WIDTH X KIMBALL OF Tag For 156- ROLL CALL/MEDIA RM 3004CFMLL	1	39.48	39.48
349 65K4204CFMLL - ALTERNA, 42WX4H, TOE KICK, TF AUTUMN CHERRY AC2 NO MODIFIED WIDTH X KIMBALL OF Tag For 156- ROLL CALL/MEDIA RM 4204CFMLL	1	47.88	47.88
350 65K020635CBFLL - ALTERNA, 6WX33H, FILLER PANEL, BASE CABINET, TFL AUTUMN CHERRY AC2 KIMBALL OF Tag For 156- ROLL CALL/MEDIA RM 020635CBFLL	2	73.08	146.16

Prices will be held for 30 days but are subject to increase by manufacturer. Please be advised that this quote may not include applicable sales and use tax.

Quote authorized by:


Peter Gaslow - President
Empire Office, Inc.

ACCEPTED BY: _____

TITLE: _____ DATE: _____

Description	Quantity	Unit Price	Extended Price
351 PWBWTBRD - Whiteboard-Premium SIZE OPTION: PARAMETRIC TRIM TYPE: EDGE SERIES HEIGHT: 48.25000 WIDTH: 96.00000 SURFACE FINISH: CERAMIC 7655 - E3 ENVIRONMENTAL CERAMICS TRIM FINISH: ANODIZED ALUMINUM 8043 - CLEAR ANODIZED ALUM MOUNT OPTION: WALL MOUNT TRAY OPTION: WITH TRAY STEELCASE Tag For 156- ROLL CALL/MEDIA RM WB/96.00000/48.25000	2	606.66	1,213.32
352 46216179S - Leap; Chair, Upholstered, Adjustable seat depth, Sewn PLASTIC FINISH: POLYPROPYLENE 6205 - BLACK UPHOLSTERY FINISH: STAND IN 5623 - CYCLONE CASTER: HARD CASTERS ARM: H/W/P/D ARMS LUMBAR: LUMBAR SEAT HEIGHT: 5" PNEU SEAT HEIGHT RANGE HEADREST: OMIT HEADREST SOIL RETARDANT: NO SOIL RETARDANT TREATMENT PACKAGING: NOT APPLICABLE STEELCASE Tag For 156- ROLL CALL/MEDIA RM LEAP	2	783.88	1,567.76
353 490410 - Move; Chair, Plastic back, No arms, Glides FRAME FINISH: METALLIC PAINT 4799 - PLATINUM METALLIC SHELL FINISH: PLASTIC 6336 - JAZZ UPHOLSTERY FINISH: STAND IN 5623 - CYCLONE GLIDE: HARD GLIDES SOIL RETARDANT: NO SOIL RETARDANT TREATMENT STEELCASE Tag For 156- ROLL CALL/MEDIA RM MOVE	30	224.81	6,744.30
354 CRLCTRN - Lectern, 18 7/8"D, 24"W, 44 7/8"H CASE FINISH: WOODGRAIN LPL 26L1 - NATURAL CHERRY	1	553.48	553.48

Prices will be held for 30 days but are subject to increase by manufacturer. Please be advised that this quote may not include applicable sales and use tax.

Quote authorized by: 
Peter Gaslow - President
Empire Office, Inc.

ACCEPTED BY: _____
TITLE: _____ DATE: _____

Description	Quantity	Unit Price	Extended Price
354 (VERSION 2 TOP SURFACE FINISH: WOODGRAIN LPL 26L1 - NATURAL CHERRY (VERSION 2 EDGE FINISH: PLASTIC - PG1 6034 - NATURAL CHERRY SUPPORT FINISH: SMOOTH PAINT PG2 0835 - BLACK STEELCASE Tag For 156- ROLL CALL/MEDIA RM Lectern			
355 TS4FLIP2 - Table-Rectangle, Flip-top SIZE OPTION: PARAMETRIC WIDTH: 72.00000 DEPTH: 24.00000 TOP SURFACE FINISH: WOODGRAIN HPL 2412 - NATURAL CHERRY GRAIN DIRECTION: LONG GRAIN EDGE FINISH: PLASTIC - PG1 6034 - NATURAL CHERRY LEG: CAST LEG LEG FINISH: SMOOTH METALLIC 4799 - PLATINUM METALLIC MOBILITY: MOBILE - 4 STANDARD CASTERS CASTER: 2 LK CASTERS & 2 NONLK CASTERS UNDERSIDE: LIGHT MODESTY PANEL: NO MODESTY PANEL POWER ACCESS: NO POWER ACCESS CABLE MANAGER APPLICATION: NO CABLE MANAGER GANGING: NOT GANGING STEELCASE Tag For 156- ROLL CALL/MEDIA RM 24/72.0000-FP-CL	16	812.52	13,000.32
Sub Total			28,194.87
Total			28,194.87
156-A-STORAGE			
356 490D - Move; Chair accessory-Dolly, Transport / storage STEELCASE Tag For 156-A-STORAGE MOVE DOLLY	4	454.92	1,819.68
357 490410 - Move; Chair, Plastic back, No arms, Glides FRAME FINISH: METALLIC PAINT 4799 - PLATINUM METALLIC SHELL FINISH: PLASTIC 6336 - JAZZ	40	224.81	8,992.40

Prices will be held for 30 days but are subject to increase by manufacturer. Please be advised that this quote may not include applicable sales and use tax.

Quote authorized by: 
 Peter Gaslow - President
 Empire Office, Inc.

ACCEPTED BY: _____
 TITLE: _____ DATE: _____

Description	Quantity	Unit Price	Extended Price
357 UPHOLSTERY FINISH: STAND IN 5623 - CYCLONE GLIDE: HARD GLIDES SOIL RETARDANT: NO SOIL RETARDANT TREATMENT STEELCASE Tag For 156-A-STORAGE MOVE			
Sub Total			10,812.08
Total			10,812.08
156-B-PROPERTY & EVIDENCE SUPERVISOR			
358 UFB - Bracket-Flush mount STEELCASE Tag For 156-B-PROPERTY & EVIDENCE SUPERVISOR BRKT	1	11.36	11.36
359 46216179S - Leap; Chair, Upholstered, Adjustable seat depth, Sewn PLASTIC FINISH: POLYPROPYLENE 6205 - BLACK UPHOLSTERY FINISH: STAND IN 5623 - CYCLONE CASTER: HARD CASTERS ARM: H/W/P/D ARMS LUMBAR: LUMBAR SEAT HEIGHT: 5" PNEU SEAT HEIGHT RANGE HEADREST: OMIT HEADREST SOIL RETARDANT: NO SOIL RETARDANT TREATMENT PACKAGING: NOT APPLICABLE STEELCASE Tag For 156-B-PROPERTY & EVIDENCE SUPERVISOR LEAP	1	783.88	783.88
360 475412M - Player; Chair-Leg base, Smooth arms, Glides BACK FINISH: GRADED-IN PRC GRP 06 59DF - GRADED IN PR. GRP. 6 THE DESIGNTEX GROUP PURCHASER: VENDOR PATTERN: TRAVELER -3083 COLOR: CHARCOAL -803 DIRECTION: VERTICAL FRAME FINISH: PLASTIC 6205 - BLACK SEAT FINISH: STAND IN 5623 - CYCLONE BACK: UPH STD BACK SET SEAT: UPH STD SEAT SET	2	227.86	455.72

Prices will be held for 30 days but are subject to increase by manufacturer. Please be advised that this quote may not include applicable sales and use tax.

Quote authorized by: 
Peter Gaslow - President
Empire Office, Inc.

ACCEPTED BY: _____
TITLE: _____ DATE: _____

Description	Quantity	Unit Price	Extended Price
360 GLIDE: HARD GLIDES SOIL RETARDANT: NO SOIL RETARDANT TREATMENT STEELCASE Tag For 156-B-PROPERTY & EVIDENCE SUPERVISOR PLAYER			
361 TSATRC48 - Channel-Reinforcing, 48D STEELCASE Tag For 156-B-PROPERTY & EVIDENCE SUPERVISOR RC	1	24.42	24.42
362 CRCT - Common Top, Worksurface DEPTH: 24.00000 WIDTH: 42.31250 TOP SURFACE FINISH: WOODGRAIN HPL 2412 - NATURAL CHERRY EDGE FINISH: PLASTIC - PG1 6034 - NATURAL CHERRY THICKNESS - WORKSURFACE: 1.12500 GROMMET LOCATION: NO GROMMET STEELCASE Tag For 156-B-PROPERTY & EVIDENCE SUPERVISOR CT/24/42.3125	1	100.19	100.19
363 CRDSKOSPL - Desk- Single Pedestal, Left Hand,6" Overhang SIZE OPTION: MODULAR DEPTH: 36.00000 WIDTH: 66.00000 SUPPORT - RIGHT: FULL DEPTH END PANEL SUPPORT - LEFT: BOX/BOX/FILE PEDESTAL MODESTY PANEL: FULL COUNTERWEIGHT: WITH COUNTERWEIGHT CASE FINISH: WOODGRAIN HPL 2412 - NATURAL CHERRY HEADSET FINISH: WOODGRAIN HPL 2412 - NATURAL CHERRY TOP SURFACE FINISH: WOODGRAIN HPL 2412 - NATURAL CHERRY EDGE FINISH: PLASTIC - PG1 6034 - NATURAL CHERRY GROMMET LOCATION: RIGHT LOCK FINISH: EMBER CHROME 9250 - EMBER CHROME KEYS: KEY PLUG PULL: NILE PULL PULL FINISH: SMOOTH PAINT PG2 0835 - BLACK	1	1,104.13	1,104.13

Prices will be held for 30 days but are subject to increase by manufacturer. Please be advised that this quote may not include applicable sales and use tax.

Quote authorized by: 
Peter Gaslow - President
Empire Office, Inc.

ACCEPTED BY: _____
TITLE: _____ DATE: _____

Description	Quantity	Unit Price	Extended Price
363 THICKNESS - WORKSURFACE: 1.12500 STEELCASE Tag For 156-B-PROPERTY & EVIDENCE SUPERVISOR 36/66/BBF/FD			
364 CRPD2HFF - Pedestal-2-High,File/File SIZE OPTION: MODULAR DEPTH: 24.00000 CASE FINISH: WOODGRAIN HPL 2412 - NATURAL CHERRY HEADSET FINISH: WOODGRAIN HPL 2412 - NATURAL CHERRY LOCK FINISH: EMBER CHROME 9250 - EMBER CHROME KEYS: KEY PLUG PULL: NILE PULL PULL FINISH: SMOOTH PAINT PG2 0835 - BLACK COUNTERWEIGHT: WITH COUNTERWEIGHT STEELCASE Tag For 156-B-PROPERTY & EVIDENCE SUPERVISOR FF/2/24	1	555.90	555.90
365 TSAEGROM - Grommet, Package Quantity 10 STEELCASE Tag For 156-B-PROPERTY & EVIDENCE SUPERVISOR GROM	1	26.26	26.26
Sub Total			3,061.86
Total			3,061.86
56-C-EVIDENCE			
366 46216179S - Leap; Chair, Upholstered, Adjustable seat depth, Sewn PLASTIC FINISH: POLYPROPYLENE 6205 - BLACK UPHOLSTERY FINISH: STAND IN 5623 - CYCLONE CASTER: HARD CASTERS ARM: H/W/P/D ARMS LUMBAR: LUMBAR SEAT HEIGHT: 5" PNEU SEAT HEIGHT RANGE HEADREST: OMIT HEADREST SOIL RETARDANT: NO SOIL RETARDANT TREATMENT PACKAGING: NOT APPLICABLE STEELCASE	2	783.88	1,567.76

Prices will be held for 30 days but are subject to increase by manufacturer. Please be advised that this quote may not include applicable sales and use tax.

Quote authorized by: 
 Peter Gaslow - President
 Empire Office, Inc.

ACCEPTED BY: _____
 TITLE: _____ DATE: _____

Description		Quantity	Unit Price	Extended Price
366	Tag For 156-C-EVIDENCE LEAP			
367	UFP - Leg-Universal post BASIC FINISH: METALLIC PAINT 4743 - MINERAL METALLIC STEELCASE Tag For 156-C-EVIDENCE PS	5	81.19	405.95
368	TS7WKSPT - Reinforcing channel, 57W STEELCASE Tag For 156-C-EVIDENCE RC/57	1	21.61	21.61
369	USWS - Worksurface-Straight, Laminate, Plastic edge profile SIZE: MODULAR DEPTH: 24.00000 WIDTH: 48.00000 TOP SURFACE FINISH: WOODGRAIN HPL 2412 - NATURAL CHERRY GRAIN DIRECTION: LONG GRAIN EDGE FINISH: PLASTIC - PG1 6034 - NATURAL CHERRY POWER ACCESS: NO POWER ACCESS SCALLOP: WITH SCALLOP GROMMET: NO GROMMET CORD DROP: WITH CORD DROP DEPTH - CORD DROP: 23.50000 STEELCASE Tag For 156-C-EVIDENCE 24/48	1	116.66	116.66
370	UVC2424L - Worksurface-Visitor, Plastic edge, Laminate, Curved, Left hand, 23 1/2D x 24W EDGE FINISH: PLASTIC 6034 - NATURAL CHERRY TOP SURFACE FINISH: LAMINATE FINISHES 2412 - NATURAL CHERRY STEELCASE Tag For 156-C-EVIDENCE 24/24	1	172.36	172.36
Sub Total				2,284.34
Total				2,284.34

163-HOLDING CELLS

372 46216179S - Leap; Chair, Upholstered, Adjustable seat depth, 2 783.88 1,567.76

Prices will be held for 30 days but are subject to increase by manufacturer. Please be advised that this quote may not include applicable sales and use tax.

Quote authorized by: 
Peter Gaslow - President
Empire Office, Inc.

ACCEPTED BY: _____
TITLE: _____ DATE: _____

Description	Quantity	Unit Price	Extended Price
372 Sewn PLASTIC FINISH: POLYPROPYLENE 6205 - BLACK UPHOLSTERY FINISH: STAND IN 5623 - CYCLONE CASTER: HARD CASTERS ARM: H/W/P/D ARMS LUMBAR: LUMBAR SEAT HEIGHT: 5" PNEU SEAT HEIGHT RANGE HEADREST: OMIT HEADREST SOIL RETARDANT: NO SOIL RETARDANT TREATMENT PACKAGING: NOT APPLICABLE STEELCASE Tag For 163-HOLDING CELLS LEAP			
373 USWS - Worksurface-Straight, Laminate, Plastic edge profile SIZE: MODULAR DEPTH: 24.00000 WIDTH: 60.00000 TOP SURFACE FINISH: WOODGRAIN HPL 2412 - NATURAL CHERRY GRAIN DIRECTION: LONG GRAIN EDGE FINISH: PLASTIC - PG1 6034 - NATURAL CHERRY POWER ACCESS: NO POWER ACCESS SCALLOP: NO SCALLOP GROMMET: NO GROMMET CORD DROP: NO CORD DROP STEELCASE Tag For 163-HOLDING CELLS 24/60	2	132.18	264.36
Sub Total			1,832.12
Total			1,832.12
374 FREIGHT - FREIGHT BLU DOT DE	1	605.63	605.63
375 INSTALL - Receive, deliver and install during normal business hours. EMPIRE OFF	1	48,900.00	48,900.00
Quotation Totals			
Sub Total			459,337.74
Grand Total			459,337.74

Prices will be held for 30 days but are subject to increase by manufacturer. Please be advised that this quote may not include applicable sales and use tax.

Quote authorized by: 
 Peter Gaslow - President
 Empire Office, Inc.

ACCEPTED BY: _____
 TITLE: _____ DATE: _____

End of Quotation

Prices will be held for 30 days but are subject to increase by manufacturer. Please be advised that this quote may not include applicable sales and use tax.

Quote authorized by: 
Peter Gaslow - President
Empire Office, Inc.

ACCEPTED BY: _____
TITLE: _____ DATE: _____

Empire Office, Inc. Standard Terms & Conditions of Sale

- These Terms & Conditions are superseded by any contradictory terms and conditions included in a contract between Empire Office, Inc. ("Empire") and client in effect at the time of quote approval.
- If no contract between Empire and client is in effect at the time of quote approval, the parties shall be bound by these Terms and Conditions, irrespective of whether or not client accepts these Terms and Conditions by written acknowledgement, by implication, or acceptance and payment of goods and services ordered hereunder. Except for credit and payment terms that are subject to change based on Empire's Credit Department review, these Terms and Conditions will continue to apply to all subsequent orders, unless otherwise agreed in writing.
- Payment and Terms: Unless different credit terms were agreed in writing between client and Empire, a deposit of 50% of the purchase price is required upon order placement, 40% is payable on delivery (or any part thereof), and 10% is payable upon completion of installation (or any part thereof). It is expressly understood that the final invoice is due and payable regardless of the presence or extent of punch list items. Empire's invoices are due when received by client. A 3% credit card processing fee will be added to each invoice (including on taxes) if client prefers to use this method of payment. If a product management, in/out or any other fee applies to this quote, these fees shall be disclosed to client prior to order placement. A service charge at the highest interest rate permitted by local law will be assessed on past due invoices, accruing on a daily basis from the invoice's original due date. In addition to the service charge, client shall pay legal fees incurred by Empire in connection with collection of past due invoices. Client agrees that in the event of any default in payment, Empire, at its option, may repossess all of the product at client's expense, if such payment default is not cured within 30 days from its original due date.
- Returns, Changes and Cancellations: Upon Empire's order placement with its vendors, orders cannot be changed or cancelled without Empire's written consent. Product is not returnable. The costs of approved changes and/or cancellations are the responsibility of client, including any lost vendor deposits, design and administrative work performed by Empire to implement the changes as well as any charges incurred by Empire from its vendors relating to such changes or cancellations. In addition to the charges mentioned herein, in case of cancellation or reduction in scope, Empire shall charge client 20% of the quoted purchase price for Empire's overhead. Any scope changes at the request of client (or anyone acting on client's behalf) or due to site conditions, will be chargeable based on Empire's standard labor rates applicable to the relevant market regardless of whether such change was requested or approved in writing by client. Such charges shall be invoiced together with Empire's final invoice upon completion of installation (or any part thereof).
- Design: Client acknowledges that in the event the order includes design services, client is allowed one design change at no cost to client, unless otherwise agreed in writing. Any subsequent changes not due to any act or omission of Empire will result in additional charges to client at Empire's rates for design services in the relevant market.
- Delivery and Installation: Unless otherwise agreed in writing between client and Empire: (a) Empire will deliver and install during normal business hours 8:00 AM and 4:00 PM, Monday through Friday, (b) client will be responsible for overtime premium for work performed outside normal business hours, and (c) client will be responsible for required prevailing wage or union labor and related benefits even if not specifically detailed in writing on Empire's quote. It is the responsibility of client, or someone acting on client's behalf, to be present at time of delivery and installation, to acknowledge receipts and verify the condition of the product delivered. Client's failure to sign for receipt may result in either a redelivery via an additional trip by Empire, at an additional cost to client, or deemed acceptance of the delivery as to volume, condition, and specification. If client makes any changes to the delivery schedule within three business days of the scheduled delivery day, client shall be responsible for all direct costs associated with the cancelled delivery in addition to all costs associated with the rescheduled delivery. Any such charges shall be added to and invoiced together with the delivery invoice. If Empire is unable for any reason outside of Empire's control to deliver the product in accordance with client's original scheduled delivery date, client will be invoiced for the full amount of product upon the earlier to occur of: (a) Empire's attempt to deliver the product; or (b) the date originally scheduled for delivery. Title to the product passes to client only when the purchase price and all other charges hereunder have been paid in full, provided, however, risk of loss shall transfer to client upon delivery of product. Any product protection provided by Empire after transfer of risk of loss shall be at a price to be agreed upon between the parties.
- Condition of Job Site: The job site must be clean and free of all other trades and construction debris prior to delivery and installation, with sufficient electrical current, HVAC, elevator service and a secure final plan proposed location. Client is responsible for obtaining all permits and scheduling all elevators, elevator operators, security, hoisting, loading docks (available for Empire's exclusive use during Empire's delivery), power and any other building services needed. Failure to provide a job site in the proper condition may result in installation delays and/or additional charges, at Empire's sole discretion.
- Partial deliveries can be made at client's request or if conditions on site require them and will be subject to an additional charge.
- Storage: Product quoted to be delivered to a storage facility can be held without cost for up to 30 days. Any product that: (i) was quoted to be delivered to site and was redirected to a storage facility, (ii) is owned by client and brought and held in a storage facility, or (iii) was quoted to be delivered to a storage facility and held beyond 30 days due to reasons outside of Empire's control, will incur a storage fee calculated based on Empire's then current rate per square foot in the relevant market multiplied by the relevant square footage.
- Warranties, Maintenance & Repair: It is client's responsibility to have someone acting on client's behalf perform a walk-through with Empire of the job site within five (5) business days following the completion of installation. If Empire's performance is not in accordance with the specifications of the work or the executed quote, it will be noted on the punch list to be provided by Empire to client following the walk-through. If client declines or is not available to do the walk-through within the five (5) business days period, it shall be deemed to have fully accepted the work. Damaged product will be modified to conform to the specifications of the order, or will be replaced, at Empire's sole discretion. Empire hereby fully disclaims any product warranty, expressed or implied. All claims for breach of product warranty, expressed or implied shall be made solely upon the vendor and the vendor shall be responsible for any re-delivery and installation costs related to such defective product. Empire will provide the necessary service, at no charge to client, to correct defects caused solely by Empire's delivery or installation services. Non-warranty repairs and maintenance will be performed at Empire's standard rates. THE FOREGOING IS IN LIEU OF ANY OTHER WARRANTY, EXPRESS, IMPLIED OR STATUTORY, INCLUDING THE IMPLIED WARRANTIES OF MERCHANTABILITY AND FITNESS FOR A PARTICULAR PURPOSE, ALL OF WHICH OTHER WARRANTIES ARE HEREBY EXPRESSLY DISCLAIMED BY EMPIRE. CLIENT ASSUMES ALL RISK OF LOSS RELATED TO ANY CLAIMS THAT THE PRODUCT AS INSTALLED BY EMPIRE DOES NOT COMPLY WITH ANY APPLICABLE LAWS, INCLUDING, WITHOUT LIMITATION, ANY AND ALL APPLICABLE CURRENT OR FUTURE LAWS REGARDING HEALTH AND SAFETY IN THE WORKPLACE.
- Use of Materials and Name: Empire may list the project and client in its published lists of its clients and projects, including on its website. Empire may also use copies of images and videos of the project and related content for its portfolio purposes in connection with its marketing materials provided to prospective clients and other interested parties.
- Confidentiality: Any information disclosed relating to the product or the quotes that are subject of these Terms and Conditions shall be confidential.
- Force Majeure: Empire shall not be liable for any damages resulting from: any delay or failure of performance arising from any cause not reasonably within Empire's control, including, without limitation, accidents to, breakdowns or mechanical failure of machinery or equipment, however caused, strikes or other labor troubles, shortage of labor, transportation, raw materials, energy sources, or failure of usual means of supply; fire; flood; war, declared or undeclared; epidemics, pandemics, insurrection; riots; acts of God or the public enemy; or priorities, allocations or limitations or other acts required or requested by Federal, State or local governments or any of their sub-divisions, bureaus or agencies related to the foregoing or otherwise. Upon the occurrence of any of the foregoing, Empire may, at its option and without penalty, (i) cancel the order, or (ii) delay performance hereunder for any period reasonably necessary due to any of the foregoing, during which time these Terms and Conditions shall remain in full force and effect, and may increase the purchase price hereunder by the amount of increased costs incurred by Empire due to any of the foregoing events, including, without limitation, any increased materials, supplies, services, labor or overhead.
- LIMITATION OF LIABILITY: EMPIRE SHALL NOT BE LIABLE FOR ANY INDIRECT, INCIDENTAL OR CONSEQUENTIAL DAMAGES, HOWSOEVER CAUSED, INCLUDING BUT NOT LIMITED TO, ANY LOST PROFITS, LOSS OF DEPOSITS OR ADVANCES PROVIDED BY CLIENT TO EMPIRE IF SUCH DEPOSITS WERE EXTENDED BY EMPIRE TO ITS VENDORS WHO FAIL TO PERFORM PROPERLY AND COMPLETELY, LOST SAVINGS, PUNITIVE, EXEMPLARY, AGGRAVATED OR ECONOMIC DAMAGES, ARISING OUT OF THE PRODUCT OR SERVICES PROVIDED BY EMPIRE OR OTHERWISE RELATED TO THESE TERMS AND CONDITIONS, EVEN IF EMPIRE OR ANY OF ITS LAWFUL AGENTS, CONTRACTORS, EMPLOYEES OR AFFILIATES HAVE BEEN ADVISED OF THE POSSIBILITY OF SUCH DAMAGES OR CLAIMS. IN NO CASE WILL EMPIRE'S TOTAL LIABILITY ARISING UNDER ANY CAUSE WHATSOEVER (INCLUDING WITHOUT LIMITATION BREACH OF CONTRACT, BREACH OF WARRANTY, NEGLIGENCE, GROSS NEGLIGENCE OR OTHERWISE) BE GREATER THAN THE AMOUNT ACTUALLY PAID TO EMPIRE BY CLIENT FOR THE SPECIFIC PRODUCTS AND SERVICES PURCHASED BY CLIENT AND TO WHICH THE CLAIM RELATES.
- Indemnification: Client agrees to release, indemnify, defend and hold Empire, its officers, agents, and employees harmless from any losses or claims of whatsoever kind or nature, including, without limitation, any deposits paid by Empire to any supplier, in each case, to the extent arising out of or incidental to Empire's performance of work hereunder, except to the extent caused by the gross negligence or willful misconduct of Empire.

These Terms and Conditions have been reviewed and accepted by:

Signature _____	Company _____	Date _____
Print Name _____	Print Title _____	

Prices will be held for 30 days but are subject to increase by manufacturer. Please be advised that this quote may not include applicable sales and use tax.

Quote authorized by: 
Peter Gaslow - President
Empire Office, Inc.

ACCEPTED BY: _____
TITLE: _____ DATE: _____