

SUMMARY REPT: GROUP DETAIL


Run Date: 11/19/18 09:05 AM


Official General Election
November 6, 2018
Broward County, Florida


OFFICIAL RESULTS

Report EL45A Page 001

	TOTAL VOTES	%	ED	AV	EV	PV	ED DUP	AV DUP	EV DUP	OT
PRECINCTS COUNTED (OF 577)	577	100.00								
REGISTERED VOTERS - TOTAL	1183,455									
BALLOTS CAST - TOTAL	715,519									
VOTER TURNOUT - TOTAL	60.46		224,095	190,199	299,169	37	67	1,302	17	633
Seat #2 Commissioner Lauderdale111										
(VOTE FOR) 1										
John Beckford	3,627	16.44	961	965	1,687	2	0	9	0	3
Richard Campbell	10,005	45.35	2,304	2,435	5,225	0	2	30	0	9
Sarah McIntosh	2,104	9.54	465	743	885	0	0	7	1	3
Mae Smith	6,326	28.67	1,806	1,739	2,756	1	2	17	0	5
Seat #4 Commissioner Lauderdale111										
(VOTE FOR) 1										
Denise D. Grant	14,160	65.06	3,426	3,482	7,199	2	0	38	1	12
Glen Hinkson	917	4.21	253	224	431	0	0	6	0	3
Robert Lynch	2,817	12.94	759	920	1,124	0	2	11	0	1
Ray Martin	3,872	17.79	1,028	1,161	1,672	1	1	5	0	4
Lauderhi11 Question 1 Lauderdale111										
(VOTE FOR) 1										
For	18,523	85.79	4,436	5,306	8,736	3	1	21	1	19
Against	3,069	14.21	886	698	1,479	0	2	3	0	1
Lauderhi11 Question 2 Lauderdale111										
(VOTE FOR) 1										
For	17,000	82.38	4,117	4,786	8,065	1	1	14	0	16
Against	3,635	17.62	998	944	1,681	2	2	5	0	3
Lauderhi11 Question 3 Lauderdale111										
(VOTE FOR) 1										
For	18,396	85.88	4,442	5,212	8,700	3	2	18	1	18
Against	3,024	14.12	866	721	1,432	0	1	2	0	2
Lauderhi11 Question 4 Lauderdale111										
(VOTE FOR) 1										
For	19,866	90.91	4,834	5,578	9,409	3	2	20	1	19
Against	1,987	9.09	595	435	952	0	1	3	0	1

X 
County Judge

X 
County Judge

X 
Broward County Supervisor of Elections