FRAME	
TYPE	OUTRIGGER - (2) 11'-8" x 56'-0"
BEAM	M12 x 11.8 COLD ROLLED BEAM
CROSSMEMBERS	STD OUTRIGGERS & 3" FORMED "C" @ 48" O.C
BRAKE AXLES	6000# 82" CENTERS W/ 12 PLY TIRES (3 PER FRAME)
TAG AXLES	6000# 82" CENTERS W/ 12 PLY TIRES (2 PER FRAME)
AXLES	UNDERSLUNG AXLES
HITCH	STD DETACHABLE
MISC	I-BEAM HEAD BOARDS

FLOOR	
JOIST	2x6 #2 SYP @ 16" O.C. (DBL RAIL)
DECKING	SINGLE LAYER 3/4" T&G PLYWOOD 24 oc SPAN INDEX
FLOOR COVERING	1/8"x12"x12" VINYL TILE - RESTROOMS ONLY
BOTTOM BOARD	SIMPLEX
INSULATION	R-19 UNFACED
MISC	DOUBLE FLOOR JOIST UNDER PARALLEL WALLS

EXTERIOR WALLS	
STUDS	2x4 SYP #2 @ 12" O.C. - 8'-3" HIGH
PLATES	2x4 #2 SYP DBL TOP & SGL BTM
WALL COVERING	1/2" VINYL COVERED GYPSUM
INSULATION	R-13 KRAFT
TRIM	STD VCG & 2" BATTEN BASE
MISC	2X6 FULL HEIGHT BALLOON WALLS @ 16" O.C.

INTERIOR WALLS	
STUDS	2x4 SYP #2 @ 16" O.C. - 8'-0" HIGH
PLATES	2x4 #2 SYP DBL TOP & SGL BTM
WALL COVERING	1/2" VINYL COVERED GYPSUM
WALL COVERING	FRP OVER RAW GYP IN RESTROOMS
INSULATION	R-13 UNFACED (RESTROOM ONLY)
TRIM	STD VCG & 2" BATTEN BASE

ROOF	
TYPE	TRANSVERSE
RAFTERS	2X6 #2 SYP RAFTERS @ 12" O.C. FIRST 48" FROM ENDWALL THEN 2X6 #2 SYP RAFTERS @ 16" O.C.
SHEATHING	5/8" CDX PLYWOOD 32/16 SPAN INDEX
BARRIER BOARD	7/16" FR DECK OR EQUAL
SIDE WALLS	(2) LAYERS 3/4" PLYWOOD HEIGHT PER PRINT
MATE BEAM	(4) LAYERS 3/4" PLYWOOD HEIGHT PER PRINT
CEILING	2x2 CELOTEX SUSPEDED CEILING CEILING TO RUN OVERTOP OF WALLS (GRID STONE @ RESTROOMS)
INSULATION	R-30 UNFACED HELD UP WITH NETTING

PLUMBING	
SUPPLY PIPES	CPVC
WASTE PIPES	PVC SCHEDULE 40 - STUB THRU FLOOR
WATER HEATER	(1) 10 GALLON 120V
TOILET	(2) H.C. ELONGATED
LAVATORY	(2) WALL TYPE w/INSULATED P-TRAP
SINK	(1) S.S. BAR SINK W/FAUCET
GRAB BARS	36" & 42" S.S. (2 EA.)
ACCESSORIES	(2) STD MIRRORS (2) STD TP HOLDER
ACCESSORIES	
MISC	FERNCO WASTE COUPLERS

ELECTRICAL	
PANEL	(2) 125 AMP 120/240 V SGL PHASE
RACEWAY	COPPER ROMEX & MC WIRE IN CEILING
LIGHTS	(12) 432 TRUFFER - T-8 ELECTRONIC BALLAST
J-BOXES	PER PRINT
PORCH LIGHT	(2) STD W/ PHOTO CELL
RECEPTS	20 AMP 115V. DUPLEX
RECEPTS	(3) GFCI DUPLEX
RECEPTS	(1) EXTERIOR GFCI W/ LOCKING COVER
EM LIGHT	(1) STD DUAL HEAD W/ BATTERY BACK-UP
EXIT SIGN	(2) STD W/ BATTERY BACK-UP
SWITCHES	STD TOGGLE - PER PRINT

HVAC	
TYPE	(2) 3 TON WALL MOUNT BARD W/ 10 KW HEAT STRIP
SUPPLY DUCT	15X7 FIBERGLASS
S/A DIFFUSSERS	24x24 W/ 8" FLEX DUCT
RETURN DUCT	15X7 FIBERGLASS
R/A GRILLES	24x24 W/ 8" FLEX DUCT
THERMOSTAT	(2) Honeywell STD PROGRAMMABLE
EXHAUST FANS	(2) 100 CFM VENT FAN LIGHT COMBO

MILL	
BASE CAB.	LAMINATED PER PRINT
COUNTERTOP	LAMINATED PER PRINT

EXTERIORS	
SIDE SHEATHING	5/8" CDX W/ HOUSE WRAP
END SHEATHING	5/8" CDX W/ HOUSE WRAP
SIDING	HARDI-PANEL SIERRA
TRIM	HARDI TRIM
ROOF COVERING	.045 WHITE EPDM
MISC.	FALSE MANSARD FOLLOWS ROOF LINE

STANDARD COLUMN STRAPPING SCHEDULE

A	(2) 2x4 SYP#2 (THIS HALF)	B	(2) 2x4 SYP#2 (EACH HALF)
C	(3) 2x4 SYP#2 (THIS HALF)	D	(3) 2x4 SYP#2 (EACH HALF)
E	(4) 2x4 SYP#2 (THIS HALF)	F	(4) 2x4 SYP#2 (EACH HALF)
G	(5) 2x4 SYP#2 (THIS HALF)	H	(5) 2x4 SYP#2 (EACH HALF)
I	(2) 2x8 SYP#2 (THIS HALF)	J	(2) 2x6 SYP#2 (EACH HALF)
K	(3) 2x6 SYP#2 (THIS HALF)	L	(3) 2x6 SYP#2 (EACH HALF)
M	(4) 2x6 SYP#2 (THIS HALF)	N	(4) 2x6 SYP#2 (EACH HALF)

NOTES:
ALL COLUMN STUDS SHALL BE GLUED/NAILED TOGETHER
P.V.A. GLUE W/ 100% COVERAGE SHALL BE USED.
INSTALL TWO (2) STEEL STRAPS AT EACH STUD OF EACH COLUMN
COLUMN STUDS SHALL NOT BE NOTCHED OR BORED.
STEEL STRAPS SHALL BE (2) 26 GA. x 1 1/2" FASTENED WITH (14) 16 GA. x 7/16" CROWN x 1 1/4" STAPLES PER DOUBLE STRAP END OR EQUAL, FROM RIDGE BEAM TO COLUMN AND COLUMN TO FLOOR.

= BEARING STIFFENER

SUPPLY RISERS

SCALE: N.T.S.

HOT — —
COLD ———

ALL SUPPLY LINES SHALL BE 3/4" AND ALL STUB-UPS SHALL BE 1/2" UNLESS OTHERWISE SPECIFIED. SUPPLY LINE SIZING IS BASED ON AN ASSUMED AVAILABLE PRESSURE OF 45 TO 60 PSI AT MAIN INLET AND SHOULD BE VERIFIED PRIOR TO CONSTRUCTION.

NOTE:
WALL SHALL BE PROPERLY SCABBED WHERE THE WIDTH OF THE PLUMBING LINES PENETRATING THE TOP AND BOTTOM PLATES EXCEEDS ONE HALF PLATE WIDTH.

D.W.V. RISER

SCALE: N.T.S.

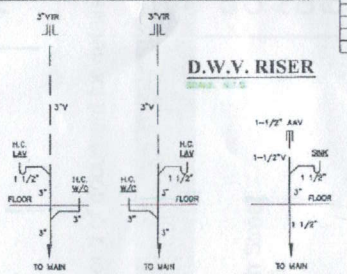

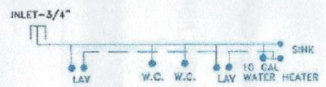

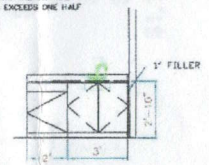

CABINET ELEVATION

DOOR SCHEDULE							
#	SIZE	DESCRIPTION	QTY	HEADER	JACKS	KINGS	COMMENTS
1	36x80	STEEL/STEEL W/6x30 V.B.	1	DBL 2x12	1	2	FRAME FOR FUTURE DBL DOOR PER PRINT
		TELL PASSAGE LEVER, KEYED DEAD BOLT, CLOSER, ADA THRESHOLD & WEATHERSTRIPING					
2	36x80	STEEL/STEEL W/6x30 V.B.	1	DBL 2x6	1	2	
		TELL PASSAGE LEVER, KEYED DEAD BOLT, CLOSER, ADA THRESHOLD & WEATHERSTRIPING					
3	36x80	HOLLOW CORE - REDIFRAME	4	SGL 2x4	0	2	PREFINISHED IMPERIAL OAK
		TELL GRADE 3 PASSAGE LEVER SET					
4	36x80	SOLID CORE - REDIFRAME	2	SGL 2x4	0	2	PREFINISHED IMPERIAL OAK
		TELL GRADE 3 PRIVACY LEVER SET					

WINDOW SCHEDULE							
#	SIZE	DESCRIPTION	QTY	HEADER	JACKS	KINGS	COMMENTS
A	24x54	VS/WHITE/BRONZE INSULATED W/ MINI PVC BLINDS	8	DBL 2x4	1	1	80" TO HEADER
B	24x54	VS/WHITE/BZ SAFETY GLASS INSULATED W/ MINI PVC BLINDS	1	DBL 2x4	1	1	80" TO HEADER

(TYP) DASHED WALLS AND DOORS ARE OPTIONAL

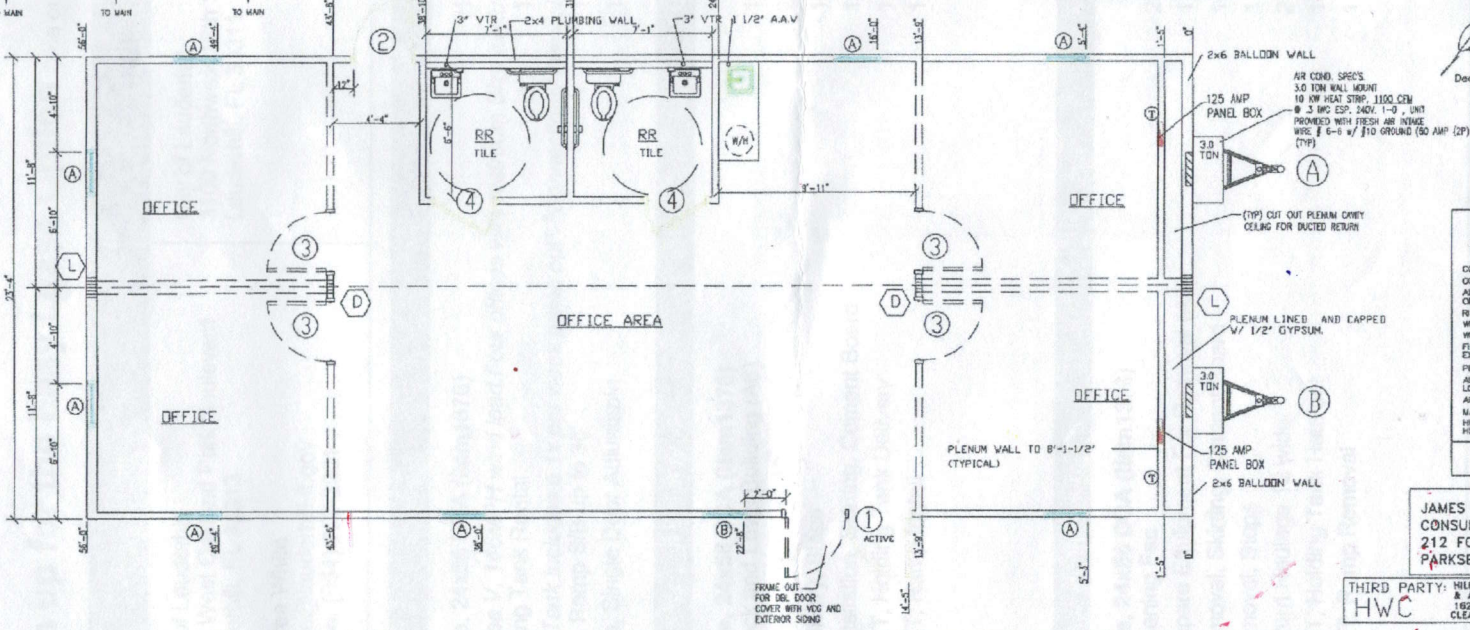

JAMES E. BRADLEY
LICENSE 18603
STATE OF FLORIDA
PROFESSIONAL ENGINEER
December 04, 2013

LISTING AGENCY APPROVAL
THESE PLANS COMPLY WITH THE FLORIDA MANUFACTURED BUILDING ACT OF 1979 CONSTRUCTION CODES AND RULES IN THE FOLLOWING GROUPS.

CONST. TYPE	VB
OCCUPANCY	B
ALLOWABLE NO. OF FLOORS	1
RISK CATEGORY	II
WIND VELOCITY (ULT)	175 (MPH)
WIND VELOCITY (ASD)	136 (MPH)
FIRE RATING OF EXT. WALLS	NO
PLAN NO.	1378-4799 F
ALLOW. FLOOR LOAD	50
APPROVAL DATE	12-4-13
MANUFACTURER	SMI
HIGH VELOCITY HURRICANE ZONE	YES

IWC

JAMES BRADLEY P.E.
CONSULTING ENGINEER
212 FOX TRAIL
PARKSBURG, PA. 19365

THIRD PARTY: HWC
HILBORN, WERNER, CARTER & ASSOCIATES
1627 SOUTH MYRTLE AVE.
CLEARWATER, FLORIDA 33756

24X56 MOBILE MODULAR
SERIAL No. 18600 AB - 18603 AB
FLOOR PLAN

Southeast Modular Manufacturing
2600 INDUSTRIAL STREET
LEESBURG, FLORIDA 34748

DRAWN BY: BARBARA
CHECKED BY:
DATE: 11/19/2013
SCALE: 1/4"=1'0"
HWC# 1378-4799 F

SHEET:
2 OF 8

PDF created with pdfFactory trial version www.pdffactory.com